



Childsmile

National Headline Data

**Central Evaluation & Research Team,
University of Glasgow**

December 2024



Contents

Executive summary	iii
List of tables	vi
List of figures	vi
Abbreviations	viii
Introduction	1
<i>Childsmile</i> Core – Nursery and School Supervised Toothbrushing	4
Participating establishments	4
<i>Childsmile</i> Nursery & School	6
Participating establishments	6
<i>Childsmile</i> Practice	24
Child referral and dental health support worker contact	24
Practice engagement	29
Delivery in dental practice	30
Number of fluoride varnish applications in nursery, school and practice settings	38
<i>Childsmile</i> workforce	40
Appendix 1: Definitions	41

Executive summary

This report presents longitudinal headline data for the integrated *Childsmile* programme at a national level. Where appropriate, data are presented by NHS Board and the Scottish Index of Multiple Deprivation (SIMD).

Childsmile Core – Nursery and School Supervised Toothbrushing

Participating establishments

- In the 2023/24 academic year, 2,458 pre-school establishments and 1,093 primary schools were participating in the *Childsmile* Core toothbrushing programme in Scotland. This was an increase on 2,270 pre-school establishments and 1,001 primary schools that were active during the previous academic year 2022/23 (Figs 1 & 2, p.4 and Tab 1 p.5).

Childsmile Nursery & School – Fluoride varnish application

Participating establishments

- 728 pre-school establishments and 792 primary schools were participating in the *Childsmile* Nursery and School fluoride varnish application (FVA) programme in Scotland during the 2023/24 academic year. This is an increase in comparison with 2022/23 figures (697 pre-school establishments and 761 primary schools) (Fig 3, p.6 and Tab 2, p.7).

Consent rates

- During the 2023/24 academic year, the average consent rate for Scotland, as a proportion of targeted children, was 82% among nursery children (the same as the 2022/23 figure) and 85% for school children (an increase of 2% in comparison with the 2022/23 figure) (Figs 4 & 5, p.8-9).
- In the 2023/24 academic year consent rates varied between boards. The range was from 73% to 97% for nurseries and from 80% to 94% for primary schools (Tabs 3 & 4, p.10-11).

Fluoride varnish application rates

- Sixty seven percent of targeted nursery children received at least one fluoride varnish application in the 2023/24 academic year, which is 2% higher than in 2022/23 (Fig 4, p.8). In addition, 79% of targeted school children received at least one fluoride varnish application in the 2023/24 academic year which is 3% higher than in 2022/23 (Fig 5, p.9).
- Variation in fluoride varnish application rates was evident across boards, the percentage of targeted children receiving *at least one* fluoride varnish application within 2023/24 academic year ranged from 55% to 86% in nurseries and from 73% to 91% in schools (Tabs 3 & 4, p.10-11).
- Forty percent of targeted nursery children received *two or more* fluoride varnish applications in the 2023/24 academic year (a 5% increase in comparison with 2022/23) (Fig 4, p. 8). In addition, 65% of targeted school children received *two or more* fluoride varnish applications in the 2023/24 academic year (an 8% increase in comparison with the 2022/23 proportion) (Fig 5, p. 9).
- The percentage of children receiving *two or more* fluoride varnish applications ranged from 32% to 60% for nurseries, and from 53% to 78% for primary schools across NHS Boards (as a percentage of targeted children, 2023/24 academic year) (Tabs 3 & 4, p.10-11).

SIMD distribution of the proportion of nursery, and primary school, children who received a fluoride varnish application – as a percentage of all nursery and primary school, children who received fluoride varnish (described for here for SIMD 1 only):

- Thirty seven percent of nursery children and 41% of school children in SIMD 1 received *at least one* fluoride varnish application within 2023/24 academic year (health board [local] SIMD 2020v2) (Figs 6 & 7, p.14-15).
- Similarly, 36% of nursery children and 40% of school children in SIMD 1 received *two or more* fluoride varnish applications (health board [local] SIMD 2020v2) (Figs 6 & 7, p.14-15).

SIMD distribution of the proportion of nursery aged children, and P1-P4 school children, who received fluoride varnish – as a percentage of all nursery aged children, and all P1-P4 school, children residing in the SIMD 1 category.

- Thirty three percent of the whole population of three to four-year-old nursery school children residing in the SIMD 1 quintile received *at least one* fluoride varnish application in the 2023/24 academic year. Also, 20% received *two or more* fluoride varnish applications (health board (local) SIMD 2020v2) (Figs 8 & 9, p.16-17 and Tab 6, p.20).
- Fifty five percent of the whole population of P1-P4 aged children residing in SIMD 1 quintile received *at least one* fluoride varnish application in the 2023/24 academic year. In addition, 44% received *two or more* fluoride varnish applications (health board [local] SIMD 2020v2) (Fig 10 & 11, p.18-19 and Tab 6, p. 20).

Childsmile Practice

Child referral and Dental Health Support Worker contact

- A total of 12,357 children in Scotland were recorded on the *Childsmile@HIC* system as being referred to a Dental Health Support Worker in the 2023/24 financial year – a 7% increase in comparison with the number in 2022/23 (11,550 children) (Fig 14, p.24).
- A total of 13,443 children were successfully contacted by a Dental Health Support Worker in the 2023/24 financial year – an increase of 6% in comparison with 2022/23 (12,630 children) (Fig 14, p.24).
- In the 2023/24 financial year the majority of children were referred to Dental Health Support Workers by a Health Visitor (8,586 children); 1,623 children were via an ‘other’ source; 291 children from a dentist; 316 children via a clinic; 331 children by NHS-24; 152 children were self-referrals; and for 489 children the type of referral was not specified (Fig 15, p.26).
- There were 13,188 children with at least one kept DHSW appointment in the 2023/24 financial year; 266 families who refused *Childsmile*; 79 families that could not be contacted; and for 1,014 families the end result was an ‘FTA / Not at home’ (Fig 16, p.27).
- Of the 13,188 children with at least one kept appointment; 11,434 had their first kept appointment within the financial year; while 2,129 children had their second kept appointment and 839 children had their third (or greater) kept DHSW appointment within 2023/24 (Fig 17, p.28).

Dental Practice engagement

- Ninety three percent (959/1,032) of independent contractor General Dental Service practices were delivering *Childsmile* interventions in the 2023/24 financial year (the proportion in the previous financial year was 89%; 950 from a total of 1,061 establishments) (Tab 10, p.29).

Delivery in dental practice

- Forty nine percent of zero to two-year-olds who were registered with an NHS dentist in Scotland (n=57,638) received one count of EPA&T (inc. CS) in Practice from 01 November 2023 – 31 March 2024 (NHS Board range: 18%-53%) and 38% of three to five-year-olds registered with an NHS dentist (n=118,184) receiving EPA&T (inc. CS) in practice during the same period (NHS Board range: 13%-44%) (Tabs 11 & 12, p. 30-31).
- Thirty percent of six to 12-year-olds registered with an NHS dentist in Scotland (n=400,258) received one count of EPA&T (inc. CS) in practice from 01 November 2023 – 31 March 2024 (NHS Board range: 7%-34%) and 21% of 13-17-year-olds registered with an NHS dentist (n=322,537) received EPA&T (inc. CS) in practice from 01 November 2023 – 31 March 2024 in practice during the same period (NHS Board range: 5%-24%) (Tabs 13 & 14, p. 32-33).

Total number of fluoride varnish applications in nursery, school and practice settings

- In 2023/24, 38,688 fluoride varnish applications were delivered in nursery settings, 149,239 in school settings. These numbers represent an increase of 16.5% in the numbers of fluoride varnish applications delivered in nursery schools; and a 17% rise in the number of fluoride varnish applications in school settings (Tab 15, p.38).

Childsmile Workforce

- Eight *Childsmile* training courses were provided during the 2023/24 financial year, and these taught a total of 81 Dental Health Support Workers and 22 Extended Duty Dental Nurses (Fig 23,

p.40). For comparison, in the 2022/23 financial year seven courses ran with 52 Dental Health Support Workers and 42 Extended Duty Dental Nurses trained.

List of tables

Table 1 Pre-school educational establishments and primary schools participating in <i>Childsmile</i> Core programme (as a percentage of the total number of pre-school establishments / LA primary schools) by NHS Board – Scotland, 2023/24 academic year.	5
Table 2: Numbers of nurseries and primary schools participating in fluoride varnish programme – by NHS Board, 2019/20-2023/24 academic years.	7
Table 3: Targeting, consent and fluoride varnish application rates – <i>Childsmile</i> Nursery, by NHS Board, 2023/2024 academic year	10
Table 4: Consent and fluoride varnish application rates – <i>Childsmile</i> School (as a % of the total number of targeted children in participating schools) – by NHS Board, 2023/2024 academic year	11
Table 5: P1-P4 and P1-P2 targeting, consent and fluoride varnish application rates – <i>Childsmile</i> School, by NHS Board, 2023/2024 academic year	12
Table 6 Proportion of population of nursery and P1-P4 children receiving at least one fluoride varnish application / one fluoride varnish application only / two or more fluoride varnish applications, by local SIMD – Scotland, 2023/2024 academic year.....	20
Table 7 Proportion of population of nursery and P1-P4 children receiving at least one fluoride varnish application / one fluoride varnish application only / two or more fluoride varnish applications, by *National SIMD – Scotland, 2023/2024 academic year	22
Table 8: Additional support needs children receiving fluoride varnish application, by NHS Board, 2023/2024 academic year.....	23
Table 9: DHSW: Child referrals, contacts, practice appointments made and children registered with own dentist – by NHS Board, 2019/2020 financial year	25
Table 10: Independent contractor GDS practices delivering Enhanced preventative advice & treatment (inc. <i>Childsmile</i>) – Scotland, by NHS Board, from November 2023 to March 2024	29
Table 11: Proportion of zero to two-year-old children registered with an NHS dentist receiving one count of Enhanced preventative advice & treatment (inc. <i>Childsmile</i>) – Scotland by NHS Board, from November 2023 to March 2024	30
Table 12: Proportion of three to five-year-old children registered with an NHS dentist receiving one count of Enhanced preventative advice & treatment (inc. <i>Childsmile</i>) – Scotland by NHS Board, from November 2023 to March 2024	31
Table 13: Proportion of six to 12-year-old children registered with an NHS dentist receiving one count of Enhanced preventative advice & treatment (inc. <i>Childsmile</i>) – Scotland, by NHS Board, from November 2023 to March 2024	32
Table 14: Proportion of 13-17-year-old children registered with an NHS dentist receiving Enhanced preventative advice & treatment (inc. <i>Childsmile</i>) – Scotland, by NHS Board, from November 2023 to March 2024	33
Table 15: Number of fluoride varnish applications in nursery, school and practice settings, 2019/20-2023/24	38

List of figures

Figure 1: Nurseries participating in toothbrushing programme in Scotland academic years, 2019/20-2023/24.	4
Figure 2: Primary schools participating in toothbrushing programme in Scotland academic years, 2019/20-2023/24.	4
Figure 3: Nurseries and primary schools participating in fluoride varnish programme in Scotland, 2019/20-2023/24 academic years.....	6

Figure 4: Nursery Consent and fluoride varnish application rates (as a % of the total number of children in participating nurseries) – Scotland, 2019/20-2023/24 academic years	8
Figure 5: School Consent and fluoride varnish application rates (as a % of the total number of targeted children in participating schools) – Scotland, 2019/20-2023/24 academic years.....	9
Figure 6: Nursery children receiving <i>at least one</i> and <i>two or more</i> fluoride varnish applications by SIMD quintile - Scotland, 2019/20-2023/24 academic years.....	14
Figure 7: Primary school children receiving <i>at least one</i> and <i>two or more</i> fluoride varnish applications by SIMD quintile - Scotland, 2019/20-2023/24 academic year.....	15
Figure 8: Proportion of population of nursery aged (3-4-years-old) children in each SIMD (local) quintile who received at least one fluoride varnish applications – Scotland, 2019/20-2023/24 academic years.....	16
Figure 9: Proportion of population of nursery children (3-4-years-old) in each SIMD (local) quintile who received two or more fluoride varnish applications – Scotland, 2019/20-2023/24 academic year.....	17
Figure 10: Proportion of the whole population of P1-P4 age children in each SIMD (local) quintile who received at least one fluoride varnish application – Scotland, 2019/20-2023/24 academic years	18
Figure 11: Proportion of the whole population of P1-P4 age children in each SIMD (local) quintile who received two or more fluoride varnish applications – Scotland, 2019/20-2023/24 academic years	19
Figure 12: Proportion of population of nursery (3–4-year-olds) and P1-P4 children receiving at least one fluoride varnish application, by national SIMD – Scotland, 2023/2024 academic year	21
Figure 13: Proportion of population of nursery (3–4-year-olds) and P1-P4 children receiving two or more fluoride varnish applications, by national SIMD – Scotland, 2023/2024 academic year	21
Figure 14: DHSW: Child referrals, contacts, practice appointments made and children registered/will register with own dentist – Scotland, 2019/20-2023/24 financial years.....	24
Figure 15: Number of children referred to DHSW by source, location, service etc. – Scotland, 2023/2024 financial year	26
Figure 16: Children successfully contacted and not contacted by DHSW, and families who refused <i>Childsmile</i> , by national SIMD of child – Scotland, 2023/2024 financial year.....	27
Figure 17: Children with different numbers of kept DHSW appointments by national SIMD of child – Scotland, 2023/2024 financial year.....	28
Figure 18: Proportion of zero to two- and three to five-year-old children registered with an NHS dentist receiving one count of Enhanced preventative advice & treatment (inc. <i>Childsmile</i>) – Scotland by national SIMD, from November 2023 to March 2024.	34
Figure 19: Proportion of six to 12- and 13–17-year-old children registered with an NHS dentist receiving one count of Enhanced preventative advice & treatment (inc. <i>Childsmile</i>) – Scotland by national SIMD, from November 2023 to March 2024.	35
Figure 20: Proportion of zero to two- and three to five-year-old children registered with an NHS dentist of the total count (one count or two or more counts) of enhanced preventative advice & treatment (inc. <i>Childsmile</i>) – Scotland by national SIMD, from November 2023 to March 2024.....	36
Figure 21: Proportion of six to twelve- and thirteen to seventeen-year-old children registered with an NHS dentist of the total count (one count or two or more counts) of Enhanced preventative advice & treatment (inc. <i>Childsmile</i>) – Scotland by national SIMD, from November 2023 to March 2024.	37
Figure 22: SIMD (national) distribution of fluoride varnish applications in nursery and school settings – Scotland, 2023/2024	39
Figure 23: NES <i>Childsmile</i> training courses and staff trained – Scotland, 2019/20-2023/24 financial years.....	40

Abbreviations

List of abbreviations of NHS Board names

AA	Ayrshire & Arran
B	Borders
DG	Dumfries & Galloway
F	Fife
FV	Forth Valley
G	Grampian
GGC	Greater Glasgow & Clyde
H	Highland
La	Lanarkshire
Lo	Lothian
O	Orkney
S	Shetland
T	Tayside
WI	Western Isles
Sco	Scotland

Other abbreviations

ASN	Additional Support Needs
CHSP-PS	Child Health Surveillance Programme Pre-School system
DHSW	Dental Health Support Worker
EDDN	Extended Duty Dental Nurse
EPA&T	Enhanced Preventative Advice & Treatment (Including Childsmile)
FVA	Fluoride Varnish Application
GDS	General Dental Services
HIC	Health Informatics Centre
ISD	Information Services Division
NES	NHS Education for Scotland
P	Primary school year groups (e.g., P4 – Primary 4)
PCDS	Primary Care Dental Services
PDS	Public Dental Service
PHS	Public Health Scotland
SDR	Statement of Dental Remuneration
SIMD	Scottish Index of Multiple Deprivation

Introduction

This report presents headline data for the integrated *Childsmile* programme at a national level. Where appropriate, data are presented by NHS Board and Scottish Index of Multiple Deprivation (SIMD). A key aim of the report is to show progress over time for all components of the programme.

Childsmile National Headline Data reports are usually produced and circulated once a year. However, the report for 2019-2020 was compiled but not distributed, and similarly the 2020-2021 activity data were collected but not reported in 2021. In both cases this was because of the effects of the COVID-19 pandemic on the activities of the *Childsmile* programme and the evaluation of this programme. The Report for 2021-2022 was compiled and published in January 2023.

Data for the *Childsmile* Core (Nursery and School Supervised Toothbrushing), Nursery and School sections of this report correspond to the academic year (for the purposes of this report an academic year is from 1 July to 30 June). Data for *Childsmile* Practice are given by financial year (1 April to 31 March) except for this Report, where these are restricted to the period from 1st of November 2023 to 31st March 2024 due to changes in the SDR which are detailed below.

This report covers the following periods:

- *Childsmile* Core and *Childsmile* Nursery & School: 2019/20 to 2023/24 academic years (data from the Health Informatics Centre [HIC], University of Dundee)
- *Childsmile* Practice – DHSW data: 2019/20 to 2023/24 financial years (data from HIC)
- *Childsmile* Practice – PCDS data: 2019/20 to 2022/23 financial years (data from Public Health Scotland [PHS])
- *Childsmile* Practice – PCDS data: part 2023/24 financial year, November 2023 to March 2024 (data from Public Health Scotland [PHS])
- *Childsmile* Workforce – training figures: 2019/20 to 2023/24 financial years (data from NHS Education for Scotland [NES])

Data availability

The data covering the most recent five-year period are presented in each report. For earlier data, please refer to previously published reports (available at:

<https://www.childsmile.nhs.scot/professionals/resources/research-publications/>) or contact the *Childsmile* evaluation team.

Negative toothbrushing consent

In August 2016 positive consent (opt-in) to the toothbrushing segment of the *Childsmile* programme was replaced with negative consent (opt-out). Namely, all children attending a toothbrushing establishment are considered to have consented to toothbrushing unless the parent indicates that they do not wish their child to take part. Consequently, currently there is no individual level toothbrushing data being recorded on the *Childsmile*@HIC system.

Delivery of fluoride varnish in NHS Orkney, NHS Shetland and NHS Western Isles

There are different arrangements for delivery of fluoride varnish in nurseries and schools in NHS Orkney, NHS Shetland, and NHS Western Isles. From January 2011 **all** children in nurseries and schools up to P2 (inclusive) are targeted to receive fluoride varnish through *Childsmile* Nursery/School components of the programme, whereas children in school years P3 to P7 are followed up through *Childsmile* Practice. The monitoring of these P3 to P7 children started in January 2011 in NHS Orkney, April 2011 in NHS Shetland, and August 2011 in NHS Western Isles.

Since the incorporation of *Childsmile* Practice interventions into the SDR on 1 October 2011, data from GP17 forms that were recording the delivery of fluoride varnish to P3-P7 children through *Childsmile* Practice (i.e., in NHS Orkney, NHS Shetland and NHS Western Isles) have been unavailable.

Measure of deprivation

The measure of deprivation used throughout this report is the Scottish Index of Multiple Deprivation (SIMD) population-weighted quintile (a quintile describes a fifth of the population), with SIMD 1 being the most deprived quintile and SIMD 5 the least deprived quintile.

SIMD2020v2 was used when reporting the 2022/2023-2023/2024 data, SIMD2016 was used for the reports from 2015/2016-2021/2022, while SIMD2012 was used for 2014/2015. "NHS Board (local) SIMD" is used for *Childsmile* Nursery and School and "National (Scotland) SIMD" for *Childsmile* Practice (to be consistent with the SDR payment arrangements with General Dental Services [GDS] practices).

Child allocation to NHS Board

For *Childsmile* Nursery and School: Children are linked to a nursery/school and the nursery/school is assigned to an NHS Board. However, the child's home postcode is used to assign the child to a SIMD quintile (e.g., this means if a child goes to school in NHS Grampian but lives in NHS Highland, they will be included in the NHS Grampian data, but their SIMD quintile will be for NHS Highland).

For *Childsmile* Practice: Child's home postcode is used to determine NHS Board. This procedure is in line with PHS reporting of dental statistics. Please note the child may reside in the NHS Board but have attended a dental practice anywhere in Scotland.

Scottish NHS Boards boundary 2014

On 1st April 2014, NHS Board boundaries were changed to align with those of local authorities. The purpose of the change is to help NHS Boards and local authorities work closer together in the provision of care in the local community.

The 2014/15-2016/17 *Childsmile* Practice PCDS data are reported using the 2014 NHS Board configuration.

Scottish NHS Boards boundary 2018

There was a slight change of the NHS Board boundaries in February 2018. Namely, the boundaries for NHS Fife and NHS Tayside changed following The Fife Council Area and Perth and Kinross Council Area Boundaries Amendment Order 2017.

The 2018/19 *Childsmile* Practice PCDS data are reported using the 2018 NHS Board configuration.

Scottish NHS Boards boundary 2019

There was further minor change to the NHS Board boundaries in April 2019. Namely, the boundaries for NHS Greater Glasgow & Clyde NHS Lanarkshire changed following The Glasgow City Council Area and North Lanarkshire Council Area Boundaries Amendment Order 2018.

The 2019/20-2023/24 *Childsmile* Practice PCDS/PHS data are reported using the 2019 NHS Board configuration.

Population baselines

The population baselines in this report are based on Small Area Population Estimates (by Health Board and by Datazone) as at 30 June within each reporting year. However, delays in processing the Scottish Census (which was moved from 2021 to 2022 due to the COVID-19 pandemic) affected the publication of these estimates. Mid-2023 population estimates (by Health Board) were published on the 8th October 2024 and the Small Population Estimates by Data Zone, up to mid-2022 only, were published on 21st November 2024. This report will use Mid-2023 population estimates and mid-2022 Small Population Estimates in the appropriate tables. The population estimates are provided by the National Records of Scotland (NRS; <http://www.nrscotland.gov.uk>). The estimates can be found online at: <https://www.opendata.nhs.scot/dataset/population-estimates>.

Changes to the Statement of Dental Remuneration (SDR) from November 2024

Childsmile Practice interventions were incorporated into the SDR by the Scottish Government on 1 October 2011. The PCDS data provided by PHS are given by financial year (1st April to 31st March) and are based on treatments undertaken and paid during that period.

Changes to payment codes in the SDR took effect on 01 November 2023 (with no overlap with the previous codes). A new payment code 'Enhanced preventive advice and treatment (EPA&T) (including Childsmile)' was created and this must include oral hygiene instruction, toothbrushing demonstration and may include, where appropriate, a range of other health promotion advice and the application of fluoride varnish. As a result, fluoride varnish, toothbrushing instruction and dietary advice are no longer claimed separately and are reported as one code. For the purposes of this publication, we will report this code

from its inception on 1st November 2023 to the end of the financial year, 31st March 2024. Future CS publications will report these data for the full financial year.

Definitions

Please refer to Appendix 1 which shows definitions for terms used throughout this report.

Childsmile Core – Nursery and School Supervised Toothbrushing

Please refer to Appendix 1 for definitions of terms used throughout this report.

Childsmile Core data are presented by academic year.

Participating establishments

According to the data that is recorded on the *Childsmile@HIC* system, 2,458 pre-school establishments and 1,093 primary schools were participating in the *Childsmile* Core toothbrushing programme in Scotland during the 2023/24 academic year.

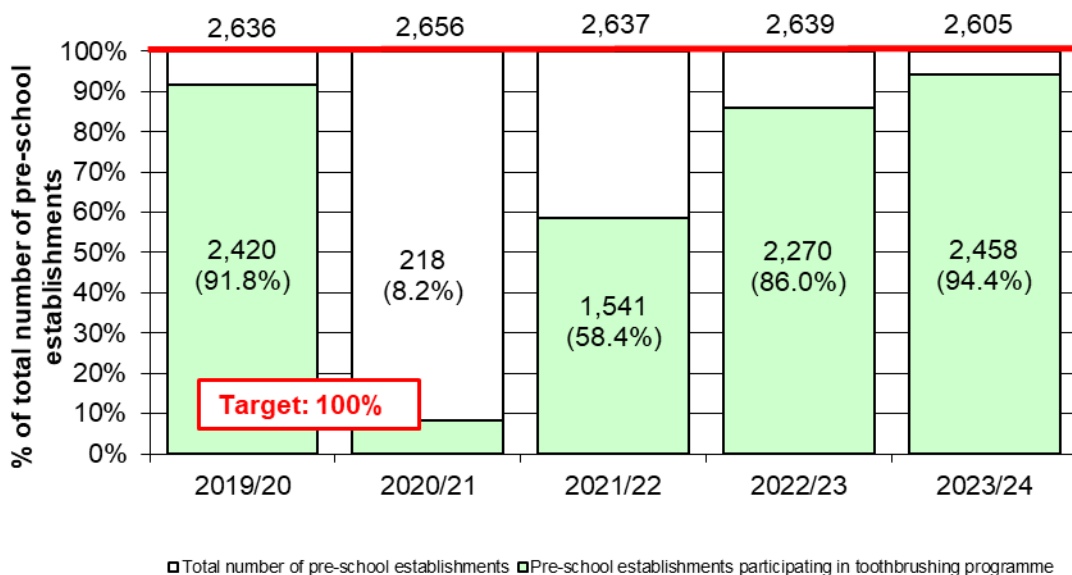


Figure 1: Nurseries participating in toothbrushing programme in Scotland academic years, 2019/20-2023/24.

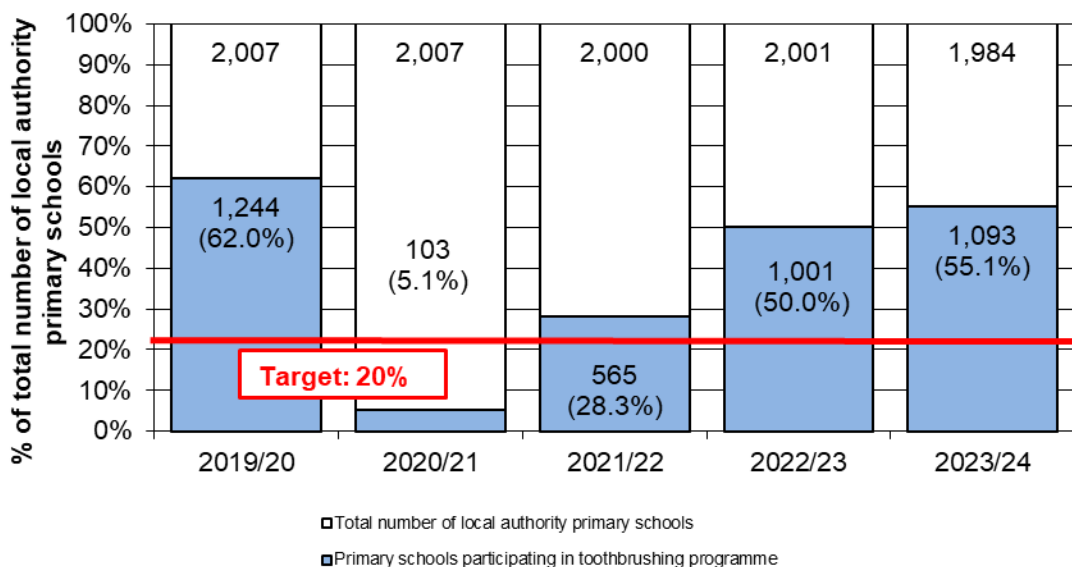


Figure 2: Primary schools participating in toothbrushing programme in Scotland academic years, 2019/20-2023/24.

Table 1 Pre-school educational establishments and primary schools participating in *Childsmile* Core programme (as a percentage of the total number of pre-school establishments / LA primary schools) by NHS Board – Scotland, 2023/24 academic year.

Health Board	Total number of pre-school establishments	Pre-school establishments participating in toothbrushing programme		Total number of LA primary schools	Primary schools participating in toothbrushing programme	
		n	% of total		n	% of total
AA	148	148	100.0%	130	114	87.7%
B	71	69	97.2%	57	29	50.9%
DG	82	62	75.6%	90	63	70.0%
F	163	158	96.9%	133	49	36.8%
FV	128	130	101.6%	104	84	80.8%
G	305	297	97.4%	236	82	34.7%
GGC	476	404	84.9%	303	221	72.9%
H	255	235	92.2%	241	108	44.8%
La	293	290	99.0%	244	155	63.5%
Lo	408	400	98.0%	225	85	37.8%
O	21	18	85.7%	21	19	90.5%
S	24	20	83.3%	26	25	96.2%
T	210	208	99.0%	153	40	26.1%
WI	21	19	90.5%	21	19	90.5%
Total	2,605	2,458	94.4%	1,984	1,093	55.1%

LA – Local Authority

NOTES:

- 1) Pre-school establishments / primary schools participating in the toothbrushing programme (*Childsmile* Core) are those pre-school establishments that had at least one toothbrushing monitoring contact recorded on the *Childsmile*@HIC system within the period July 2023 to June 2024.
- 2) The total numbers of pre-school establishments were provided by the *Childsmile* teams in NHS Boards up to 30th July 2024 (where data was unavailable figs from the previous year were used).
- 3) Percentages that exceed 100 are due to a mismatch between figures provided by *Childsmile* teams and those recorded on the HIC system, i.e. *Childsmile* teams have underestimated the number of establishments providing toothbrushing in their area.
- 4) Total numbers of local authority primary schools as at July 2024: were obtained here: <https://www.gov.scot/publications/school-contact-details/>.
- 5) The target is to offer toothbrushing programme to all nurseries (100%) and at least 20% of P1 and P2 classes in those schools situated in areas with the highest level of need.
- 6) Data for NHS Boards will be partial, if not all of the monitoring contacts with the establishments participating in the toothbrushing programme were entered onto the *Childsmile*@HIC system. Percentages that exceed 100% in column four are most likely due to underreporting in the baseline figures returned NHS Boards

Childsmile Nursery & School

Please refer to Appendix 1 for definitions of terms used throughout this report.

Childsmile Nursery & School data are presented by academic year.

Reporting unique children from a record-based system: As HIC uses a system based on linked records (i.e., consent constitutes one record and all activity linked with that consent is recorded) a child may have more than one record for any reporting period. For example, a child may be listed on more than one class list or have completed more than one consent form. This affects the data completeness/consistency, e.g., the Scotland total, which reports each unique child, may not be the sum of the NHS Board data. It has not been possible to estimate and report the extent to which this affects the data in this report.

Children under three years of age: The Childsmile Nursery programme includes children of three years and upwards in all targeted nurseries. Some NHS Boards, but not all, offer fluoride varnish to a small number of two-year-old children attending targeted nurseries. To ensure that population rates are comparable across all NHS Boards, the data for two-year-old children, namely records of children who were under three years old at the end of February of each reporting year, are excluded from the Childsmile Nursery & School section.

Age filter for Childsmile Nursery & School data: A new age filter has been applied when reporting Childsmile Nursery & School since 2016/17. The new age filter for reporting Nursery (3-4 years old), P1-P2 (5-6 years old) and P1-P4 (5-8 years old) data is based on the individual child's date of birth, rather than on class lists uploaded onto the Childsmile@HIC system, as it was the case before. Consequently, the 2016/17-2023/24 data for Nursery, P1-P2 and P1-P4 are not directly comparable with the previous years' data.

The effect of the SARS-Cov-2 COVID-19 pandemic on the FV activities of the Childsmile programme, and its recovery, can clearly be seen in the graph below.

Participating establishments

In the 2023/2024 academic year, 728 nurseries and 792 primary schools were participating in the fluoride varnish programme.

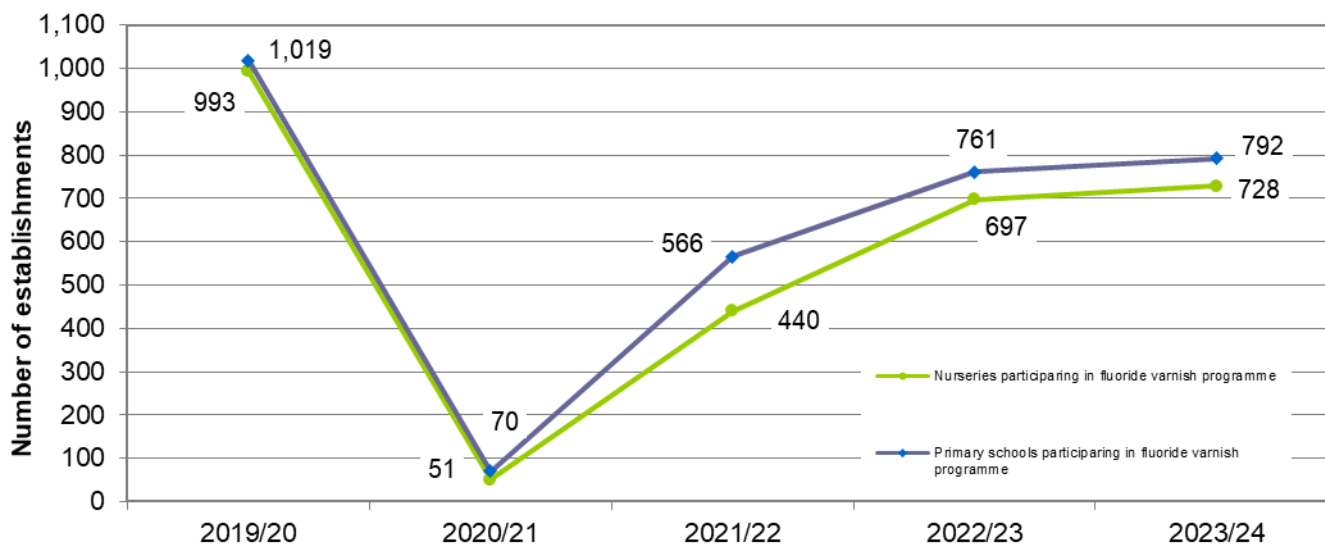


Figure 3: Nurseries and primary schools participating in fluoride varnish programme in Scotland, 2019/20-2023/24 academic years.

The breakdown by NHS Board is shown in the table below:

Table 2: Numbers of nurseries and primary schools participating in fluoride varnish programme – by NHS Board, 2019/20-2023/24 academic years.

NHS Board	Number of participating nurseries					Number of participating primary schools				
	19/20	20/21	21/22	22/23	23/24	19/20	20/21	21/22	22/23	23/24
AA	57	0	24	56	57	72	0	30	66	69
B	22	1	4	8	8	23	1	5	9	8
DG	10	0	0	1	10	11	0	0	1	11
F	39	0	0	0	0	46	0	0	46	46
FV	38	0	17	17	17	41	0	27	27	29
G	120	0	35	51	57	117	1	46	44	49
GGC	150	49	124	158	155	154	64	144	160	159
H	95	1	36	57	57	83	2	42	63	64
La	271	0	130	190	206	255	1	134	178	185
Lo	76	0	3	76	77	99	1	65	81	81
O	21	0	20	20	21	19	0	19	19	20
S	22	0	23	21	22	26	0	28	25	27
T	49	0	24	20	20	51	0	25	23	23
WI	23	0	0	22	21	22	0	1	19	21
Scotland	993	51	440	697	728	1,019	70	566	761	792

NOTES:

1) NHS Boards based on the boundaries as at 1st April 2019.

Consent and fluoride varnish application rates

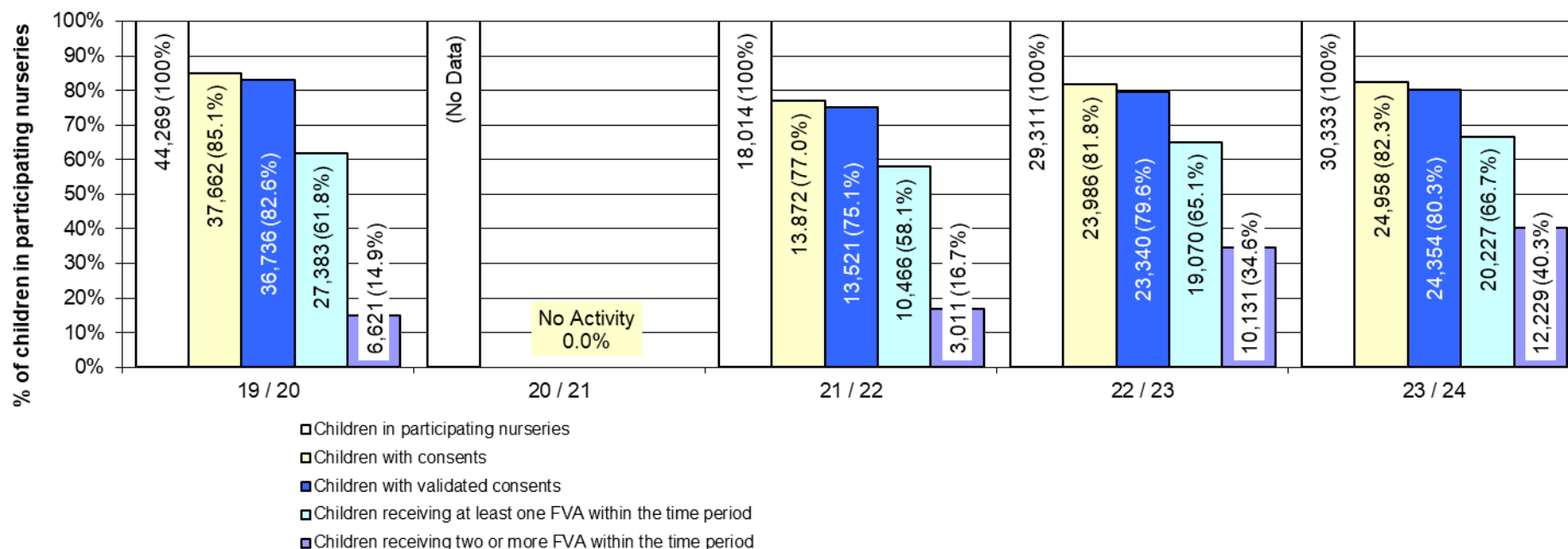


Figure 4: Nursery Consent and fluoride varnish application rates (as a % of the total number of children in participating nurseries) – Scotland, 2019/20-2023/24 academic years.

NOTES:

- Figure 4 presents children with consents, children with validated consents, children receiving at least one FVA and children receiving two or more FVAs as a % of the **total number** of children aged 3 years and over in participating nurseries.
For example, for 2021/2022 academic year the number of 3–4-year-old targeted children in participating nurseries equals 18,014 (100%), of those 13,872 (77.0%) children were consented for FVA, 13,521 (75.1%) had validated consents, 10,466 (58.1%) received at least one FVA and 3,011 (16.7%) children received two or more FVAs.
- The total number of children in participating nurseries is derived from *Childsmile@HIC* system class lists using an additional date of birth-based age filter. There may be some underreporting of the number of children in participating nurseries due to inability to obtain all class lists in full, and over-reporting if children attend more than one targeted nursery.
- A new age filter has been applied when reporting *Childsmile* Nursery & School 2016/17-2023/24 data. The new age filter for reporting Nursery (3-4 years old), P1-P2 (5-6 years old) and P1-P4 (5-8 years old) data is based on the individual child's date of birth, rather than on class lists uploaded onto the *Childsmile@HIC* system, as it was the case before. Consequently, the 2016/17–2023/24 data for Nursery, P1-P2 and P1-P4 are not directly comparable with the previous years' data.
- The way the number of targeted children in participating nurseries/schools is calculated has been changed for the 2015/16–2023/24 data. Previously it had been based on an actual date of adding and a date for removing the child to/from a class list, which for 2015/16–2023/24 data was replaced with a session year and number (where Session 1 is the period July to December and Session 2 is January to June each year) of adding and removing the child to/from a class list. Due to this, the 2015/16–2023/24 proportions of children with consents, with validated consents and those receiving fluoride varnish is not directly comparable with the previous years' proportions.

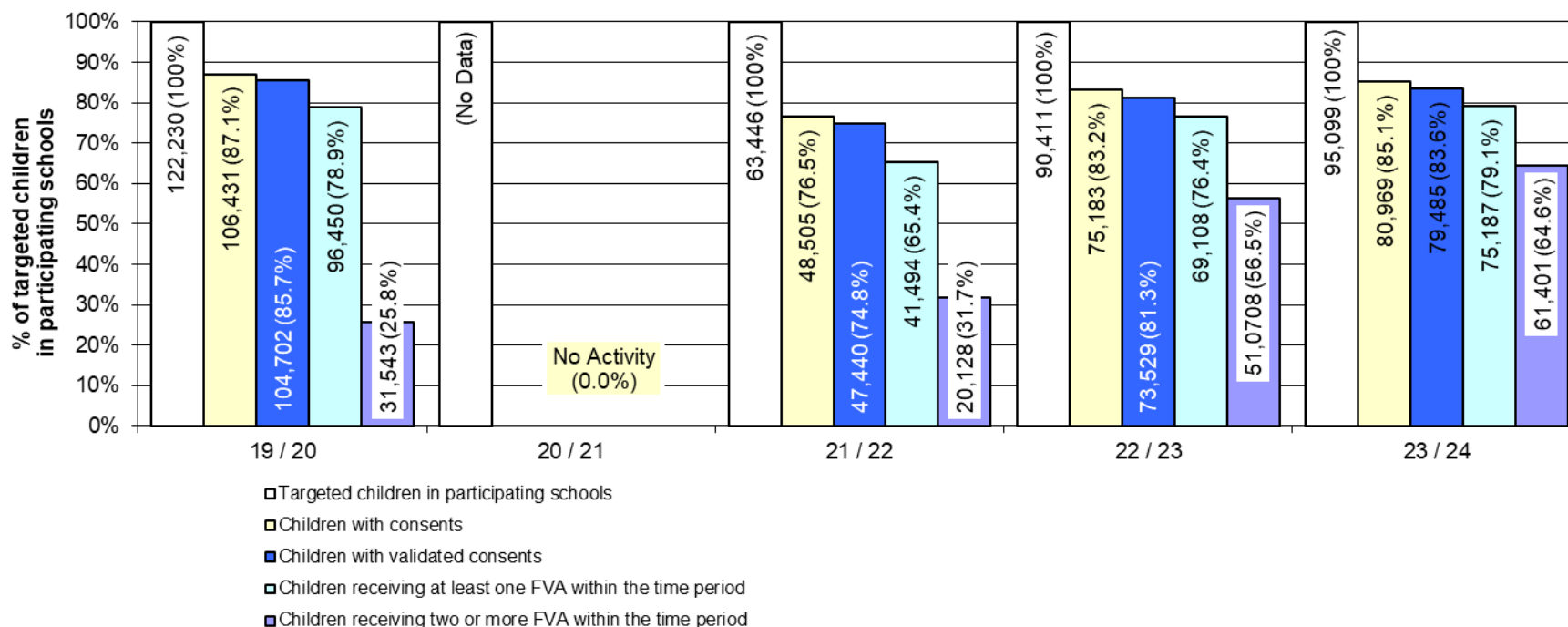


Figure 5: School Consent and fluoride varnish application rates (as a % of the total number of targeted children in participating schools) – Scotland, 2019/20-2023/24 academic years.

NOTES:

- Figure 5 presents children with consents, children with validated consents, children receiving at least one FVA and children receiving two or more FVAs as a % of the total number of **targeted** children in participating primary schools. “Targeted children” relates to the children in the primary years’ groups reached by *Childsmile* teams in schools, e.g. *Childsmile* teams may have reached up to P5 classes and children in P1, P2, P3, P4 and P5 will be included.
For example, for 2021/2022 academic year the number of targeted children in participating primary schools equals 63,446 (100%), of those 48,505 (76.5%) children were consented for FVA, 47,440 (74.8%) had validated consents, 41,494 (65.4%) received at least one FVA and 20,128 (31.7%) children received two or more FVAs.
- The number of targeted children in participating schools is derived from *Childsmile@HIC* system class lists. There may be some underreporting of the number of targeted children in participating schools due to inability to obtain all class lists in full.
- The way the number of targeted children in participating nurseries/schools is calculated has been changed for the 2015/16–2023/24 data. Previously it had been based on an actual date of adding and a date for removing the child to/from a class list, which for 2015/16–2023/24 data was replaced with a session year and number (where Session 1 is the period July to December and Session 2 is January to June each year) of adding and removing the child to/from a class list. Due to this, the 2015/16–2023/24 proportions of children with consents, with validated consents and those receiving fluoride varnish is not directly comparable with the previous years’ proportions.

Table 3: Targeting, consent and fluoride varnish application rates – *Childsmile* Nursery, by NHS Board, 2023/2024 academic year.

NHS Board	Population of 3–4-year-old children in NHS board (baseline)	Number of targeted nursery children in participating schools		Nursery children with consents		Nursery children with validated consents		Nursery children receiving at least one FVA			Nursery children receiving one only FVA			Nursery children receiving two or more FVAs		
		P	T	% of P	C	% of T	n	% of T	n	% of T	% of C	n	% of T	% of C	n	% of T
AA	6,557	2,776	42.3%	2,037	73.4%	1,981	71.4%	1,535	55.3%	75.4%	645	23.2%	31.7%	890	32.1%	43.7%
B	2,018	286	14.2%	268	93.7%	259	90.6%	238	83.2%	88.8%	68	23.8%	25.4%	170	59.4%	63.4%
DG	2,471	465	18.8%	402	86.5%	401	86.2%	371	79.8%	92.3%	94	20.2%	23.4%	277	59.6%	68.9%
F	7,101	0	0.0%	0	0.0%	0	0.0%	0	0.0%	0.0%	0	0.0%	0.0%	0	0.0%	0.0%
FV	5,561	795	14.3%	765	96.2%	757	95.2%	683	85.9%	89.3%	264	33.2%	34.5%	419	52.7%	54.8%
G	11,863	2,092	17.6%	1,713	81.9%	1,705	81.5%	1,371	65.5%	80.0%	560	26.8%	32.7%	811	38.8%	47.3%
GGC	22,974	7,704	33.5%	6,285	81.6%	6,017	78.1%	5,065	65.7%	80.6%	2,017	26.2%	32.1%	3,048	39.6%	48.5%
H	5,438	1,603	29.5%	1,274	79.5%	1,246	77.7%	1,049	65.4%	82.3%	479	29.9%	37.6%	570	35.6%	44.7%
La	13,667	9,409	68.8%	7,450	79.2%	7,362	78.2%	5,983	63.6%	80.3%	2,336	24.8%	31.4%	3,647	38.8%	49.0%
Lo	17,217	3,019	17.5%	2,851	94.4%	2,753	91.2%	2,351	77.9%	82.5%	867	28.7%	30.4%	1,484	49.2%	52.1%
O	413	406	98.3%	363	89.4%	357	87.9%	279	68.7%	76.9%	115	28.3%	31.7%	164	40.4%	45.2%
S	450	376	83.6%	364	96.8%	347	92.3%	283	75.3%	77.7%	122	32.4%	33.5%	161	42.8%	44.2%
T	7,481	1,014	13.6%	849	83.7%	842	83.0%	719	70.9%	84.7%	325	32.1%	38.3%	394	38.9%	46.4%
WI	425	388	91.3%	337	86.9%	327	84.3%	300	77.3%	89.0%	106	27.3%	31.5%	194	50.0%	57.6%
Sco	103,636	30,333	29.3%	24,958	82.3%	24,354	80.3%	20,227	66.7%	81.0%	7,998	26.4%	32.0%	12,229	40.3%	49.0%

NOTES:

- 1) Table 3 presents number of 3–4-year-old children in population, and the numbers of 3–4-year-old nursery children targeted, consented and receiving FVA.
- 2) A new age filter has been applied when reporting *Childsmile* Nursery & School 2016/17-2023/24 data. The new age filter for reporting Nursery (3-4 years old), P1-P2 (5-6 years old) and P1-P4 (5-8 years old) data is based on the individual child's date of birth, rather than on class lists uploaded onto the *Childsmile*@HIC system, as it was the case before. Consequently, the 2016/17–2023/24 data for Nursery, P1-P2 and P1-P4 are not directly comparable with the data presented in previous reports.
- 3) The population baselines in these reports are based on Small Area Population Estimates produced by National Records of Scotland (NRS) as at 30 June within each reporting year. We have used the mid-year population, Mid 2023 (30th June) as baseline for this table.
- 4) NHS Boards based on the boundaries as at April 2019.

Table 4: Consent and fluoride varnish application rates – *Childsmile* School (as a % of the total number of targeted children in participating schools) – by NHS Board, 2023/2024 academic year.

NHS Board	Population baseline (up to whatever primary year reached in each HB)	Targeted children in participating schools		Primary school children with consents		Primary school children with validated consents		Children receiving at least one FVA			Children receiving one only FVA			Children receiving two or more FVAs		
		P	T	% of P	C	% of T	n	% of T	n	% of T	% of C	n	% of T	% of C	n	% of T
AA	26,282	7,841	29.8%	6,568	83.8%	6,449	82.2%	6,032	76.9%	91.8%	1,367	17.4%	20.8%	4,665	59.5%	71.0%
B	8,101	974	12.0%	817	83.9%	794	81.5%	754	77.4%	92.3%	120	12.3%	14.7%	634	65.1%	77.6%
DG	9,656	1,358	14.1%	1,174	86.5%	1,164	85.7%	1,127	83.0%	96.0%	156	11.5%	13.3%	971	71.5%	82.7%
F	27,243	9,807	36.0%	7,894	80.5%	7,826	79.8%	7,204	73.5%	91.3%	1,887	19.2%	23.9%	5,317	54.2%	67.4%
FV	22,318	1,729	7.7%	1,545	89.4%	1,530	88.5%	1,497	86.6%	96.9%	219	12.7%	14.2%	1,278	73.9%	82.7%
G	46,162	6,689	14.5%	5,484	82.0%	5,458	81.6%	5,136	76.8%	93.7%	1,025	15.3%	18.7%	4,111	61.5%	75.0%
GGC	86,441	23,278	26.9%	19,532	83.9%	18,913	81.2%	17,956	77.1%	91.9%	2,727	11.7%	14.0%	15,229	65.4%	78.0%
H	22,220	6,905	31.1%	5,983	86.6%	5,919	85.7%	5,624	81.4%	94.0%	1,103	16.0%	18.4%	4,521	65.5%	75.6%
La	51,295	18,256	35.6%	15,524	85.0%	15,461	84.7%	14,658	80.3%	94.4%	2617	14.3%	16.9%	12,041	66.0%	77.6%
Lo	66,767	11,348	17.0%	10,504	92.6%	10,089	88.9%	9,628	84.8%	91.7%	1,425	12.6%	13.6%	8,203	72.3%	78.1%
O	1,550	1,550	100.0%	1,453	93.7%	1,446	93.3%	1,407	90.8%	96.8%	196	12.6%	13.5%	1,211	78.1%	83.3%
S	1,863	770	41.3%	707	91.8%	686	89.1%	651	84.5%	92.1%	115	14.9%	16.3%	536	69.6%	75.8%
T	29,565	3,589	12.1%	2,862	79.7%	2,839	79.1%	2,626	73.2%	91.8%	716	19.9%	25.0%	1,910	53.2%	66.7%
WI	1,812	1,005	55.5%	922	91.7%	911	90.6%	887	88.3%	96.2%	113	11.2%	12.3%	774	77.0%	83.9%
Sco	401,275	95,099	23.7%	80,969	85.1%	79,485	83.6%	75,187	79.1%	92.9%	13,786	14.5%	17.0%	61,401	64.6%	75.8%

NOTES:

- 1) "Targeted children" relates primarily to the children in classes P1-P4. *Childsmile* teams may varnish in classes above P4 but this activity is at the discretion of the NHS Board.
- 2) For information on the population estimates used in this table please see the notes for Table 3 above.
- 3) NHS Boards based on the boundaries as at 1st April 2019.

Table 5: P1-P4 and P1-P2 targeting, consent and fluoride varnish application rates – *Childsmile* School, by NHS Board, 2023/2024 academic year.

NHS board	P1-P4 aged population in NHS board (baseline)	Targeted P1-P4 children in participating schools		P1-P4 children with consents		P1-P4 children with validated consents		P1-P4 children receiving at least one FVA			P1-P4 children receiving one only FVA			P1-P4 children receiving two or more FVAs		
		P	T	% of P	C	% of T	n	% of T	n	% of T	% of C	n	% of T	% of C	n	% of T
AA	14,504	7,194	49.6%	6,170	85.8%	6,062	84.3%	5,709	79.4%	92.5%	1,268	17.6%	20.6%	4,441	61.7%	72.0%
B	4,406	845	19.2%	776	91.8%	753	89.1%	718	85.0%	92.5%	110	13.0%	14.2%	608	72.0%	78.4%
DG	5,316	1,301	24.5%	1,137	87.4%	1,128	86.7%	1,092	83.9%	96.0%	153	11.8%	13.5%	939	72.2%	82.6%
F	14,993	5,154	34.4%	3,983	77.3%	3,946	76.6%	3,698	71.8%	92.8%	1,004	19.5%	25.2%	2,694	52.3%	67.6%
FV	12,255	1,602	13.1%	1,498	93.5%	1,483	92.6%	1,453	90.7%	97.0%	212	13.2%	14.2%	1,241	77.5%	82.8%
G	25,923	6,195	23.9%	5,264	85.0%	5,239	84.6%	4,955	80.0%	94.1%	996	16.1%	18.9%	3,959	63.9%	75.2%
GGC	48,023	22,466	46.8%	19,071	84.9%	18,464	82.2%	17,583	78.3%	92.2%	2,669	11.9%	14.0%	14,914	66.4%	78.2%
H	12,258	4,204	34.3%	3,731	88.7%	3,690	87.8%	3,519	83.7%	94.3%	713	17.0%	19.1%	2,806	66.7%	75.2%
La	28,687	16,393	57.1%	14,255	87.0%	14,199	86.6%	13,582	82.9%	95.3%	2,344	14.3%	16.4%	11,238	68.6%	78.8%
Lo	37,051	10,804	29.2%	10,201	94.4%	9,796	90.7%	9,382	86.8%	92.0%	1,388	12.8%	13.6%	7,994	74.0%	78.4%
T	16,126	3,339	20.7%	2,730	81.8%	2,708	81.1%	2,522	75.5%	92.4%	685	20.5%	25.1%	1,837	55.0%	67.3%
Mainland - total	219,542	79,497	36.2%	68,816	86.6%	67,468	84.9%	64,213	80.8%	93.3%	11,542	14.5%	16.8%	52,671	66.3%	76.5%
NHS board	P1-P2 aged population in NHS board (baseline)	Targeted P1-P2 children in participating schools		P1-P2 children with consents		P1-P2 children with validated consents		P1-P2 children receiving at least one FVA			P1-P2 children receiving one only FVA			P1-P2 children receiving two or more FVAs		
		P	T	% of P	C	% of T	n	% of T	n	% of T	% of C	n	% of T	% of C	n	% of T
O	414	374	90.3%	351	93.9%	349	93.3%	338	90.4%	96.3%	48	12.8%	13.7%	290	77.5%	82.6%
S	486	392	80.7%	378	96.4%	371	94.6%	350	89.3%	92.6%	56	14.3%	14.8%	294	75.0%	77.8%
WI	477	404	84.7%	369	91.3%	365	90.3%	356	88.1%	96.5%	36	8.9%	9.8%	320	79.2%	86.7%
Islands - total	1,377	1,170	85.0%	1,098	93.8%	1,085	92.7%	1,044	89.2%	95.1%	140	12.0%	12.8%	904	77.3%	82.3%

NOTES:

- 1) Table 5 presents number of children in P1-P4 or P1-P2 population, and the numbers of P1-P4 or P1-P2 children targeted, consented and receiving FVA.
- 2) For information on the population estimates used in this table please see the notes for Table 3 above.

- 3) There are different arrangements for delivery of fluoride varnish in nurseries and schools in NHS Orkney, NHS Shetland and NHS Western Isles. From January 2011 **all** children in nurseries and schools up to P2 (inclusive) are targeted to receive fluoride varnish through *Childsmile* Nursery/School components of the programme, whereas children in school years P3 to P7 are followed up through *Childsmile* Practice.
- 4) NHS Boards based on the boundaries as at 1st April 2019.

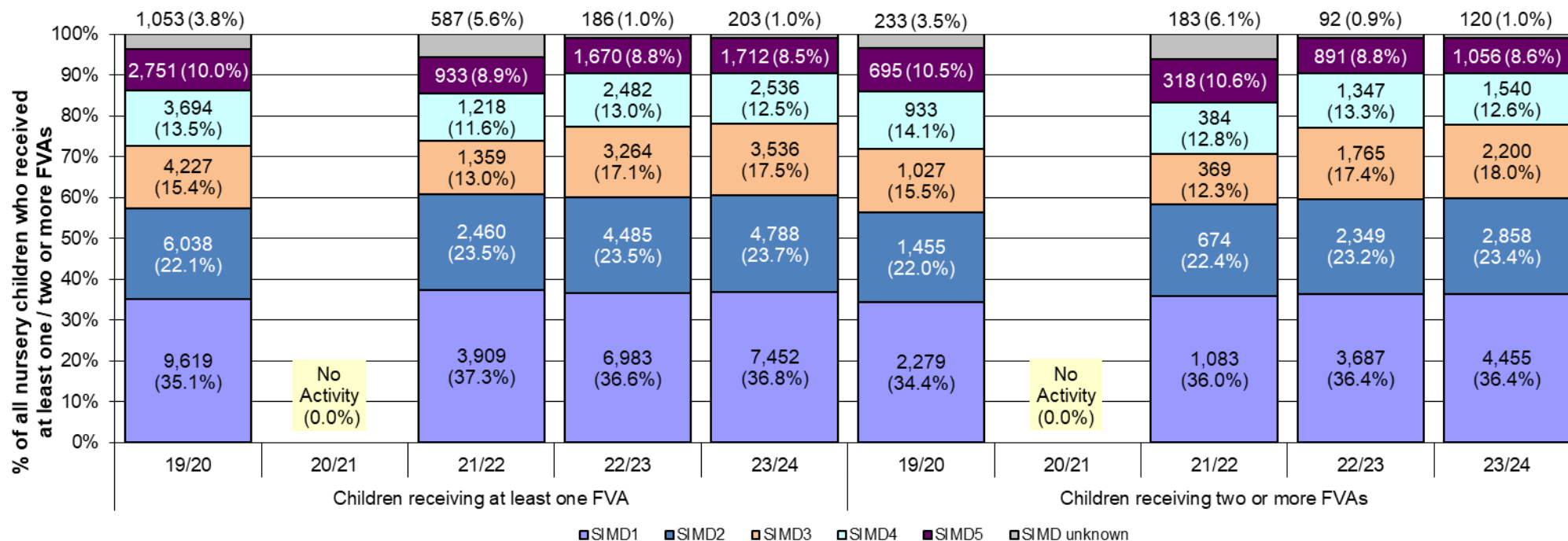


Figure 6: Nursery children receiving *at least one* and *two or more* fluoride varnish applications by SIMD quintile - Scotland, 2019/20-2023/24 academic years.

SIMD – Scottish Index of Multiple Deprivation (local).

NOTES:

- Figure 6 presents the proportion of children in each SIMD quintile who received *at least one* and *two or more* FVAs. The numbers in the sections of the bars represent the numbers (and percentages) of children who received *at least one / two or more* FVA(s) belonging to each SIMD quintile. For example, in 2022/2023 academic year, 3,687 children who received *two or more* FVAs belonged to SIMD1 quintile (36.4%) of the total number of children who received *two or more* FVAs; 2,349 (23.2%) children belonged to SIMD2; 1,765 (17.4%) to SIMD3; 1,347 (13.3%) to SIMD4; 891 (8.8%) to SIMD5 quintile; and there were 92 (0.9%) children with unknown SIMD (due to insufficient postcode information). All six categories combined add up to 100%.
- SIMD 2020v2 (local, NHS Board-level) was used.
- *A new age filter has been applied when reporting *Childsmile* Nursery & School 2016/17-2023/24 data. The new age filter for reporting Nursery (3-4 years old), P1-P2 (5-6 years old) and P1-P4 (5-8 years old) data is based on the individual child's date of birth, rather than on class lists uploaded onto the *Childsmile@HIC* system, as it was the case before. Consequently, the 2016/17–2023/24 data for Nursery, P1-P2 and P1-P4 are not directly comparable with the previous years' data.

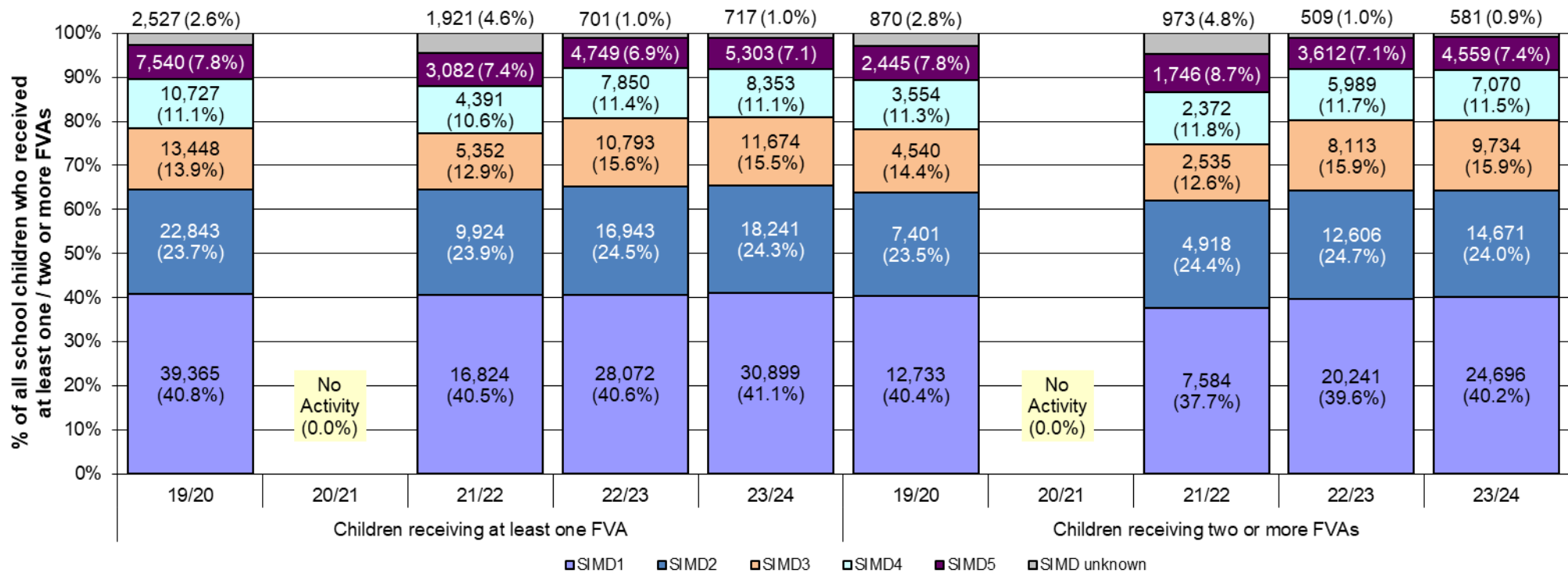


Figure 7: Primary school children receiving at least one and two or more fluoride varnish applications by SIMD quintile - Scotland, 2019/20-2023/24 academic years.

SIMD – Scottish Index of Multiple Deprivation (local).

NOTES:

- 1) Primary school children here include all children in P1 to P7 classes receiving fluoride varnish, depending on how high up the primary years *Childsmile* teams have reached in participating schools.
- 2) SIMD 2020v2 (local, NHS Board-level) was used.

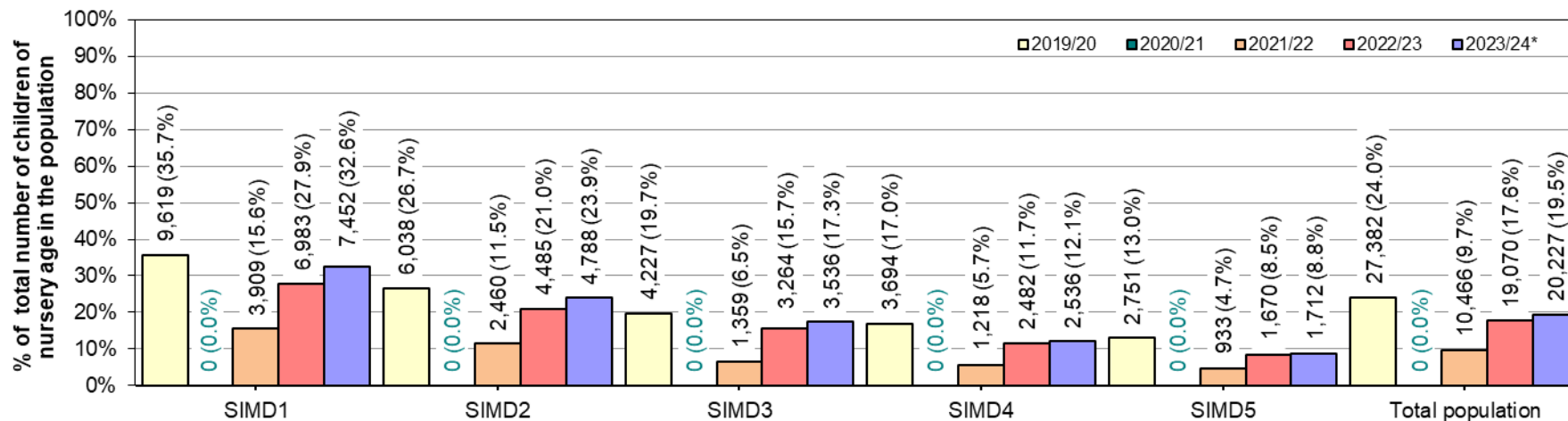


Figure 8: Proportion of population of nursery aged (3-4-years-old) children in each SIMD (local) quintile who received at least one fluoride varnish applications – Scotland, 2019/20-2023/24 academic years.

SIMD – Scottish Index of Multiple Deprivation (local).

NOTES:

- Figure 8 presents the proportion of nursery age children in each SIMD (local) quintile who received *at least one* FVA within an academic year (as a proportion of total number of children of nursery age in the population).
- A new age filter has been applied when reporting *Childsmile* Nursery & School 2016/17–2023/24 data. The new age filter for reporting Nursery (3-4 years old), P1-P2 (5-6 years old) and P1-P4 (5-8 years old) data is based on the individual child's date of birth, rather than on class lists uploaded onto the *Childsmile*@HIC system, as it was the case before. Consequently, the 2016/17–2023/24 data for Nursery, P1-P2 and P1-P4 are not directly comparable with the previous years' data.
- The denominator is the population of 3-4-year-olds in each SIMD quintile:
 The population baselines in these reports are usually based on Small Area Population Estimates produced by National Records of Scotland (NRS) as at 30 June within each reporting year. Delays associated with the 2021 National Census in Scotland (described in detail above) meant that we have used small area population estimates at 30th June 2022 as denominator for this graph. Population estimates can be found online at: <https://www.opendata.nhs.scot/dataset/population-estimates>.
 –The population baselines for 2022/2023 were calculated using Small Area Population Estimates at 30 June 2021.
 –The population baselines for 2021/2022 were calculated using Small Area Population Estimates at 30 June 2021.
 –The population baselines for 2020/2021 were calculated using Small Area Population Estimates at 30 June 2020.
 –The population baselines for 2019/2020 were calculated using Small Area Population Estimates at 30 June 2019.
- “Total population” numbers do not equal the sum of the numbers in the five SIMD categories, as total numbers include children who could not be assigned to a SIMD quintile (due to missing or incorrect child postcode).
- SIMD 2020v2 (local, NHS Board-level) was used.

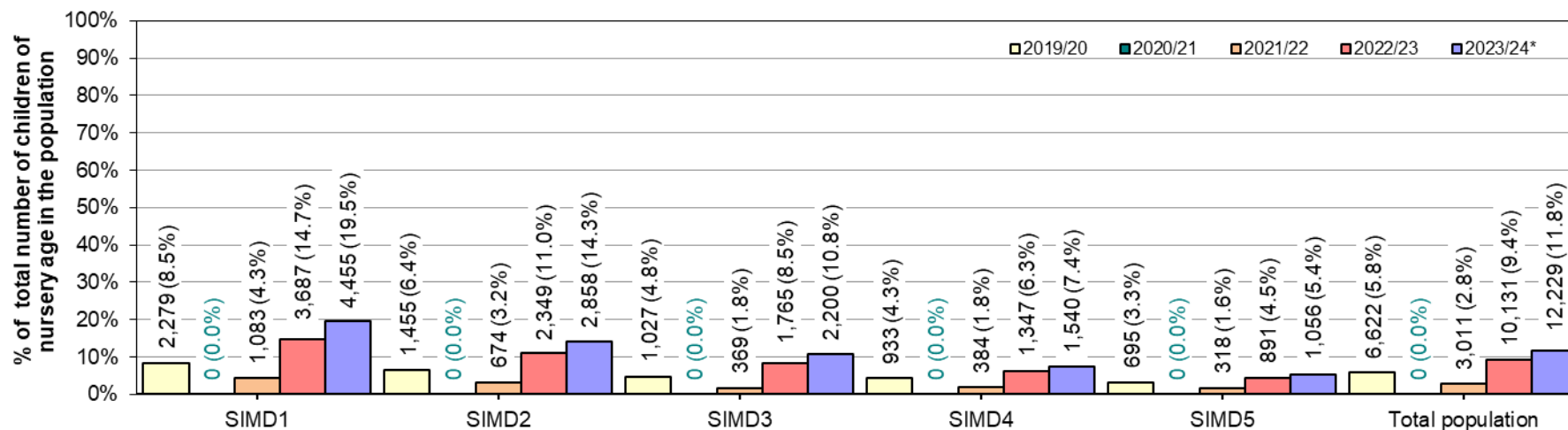


Figure 9: Proportion of population of nursery children (3-4-years-old) in each SIMD (local) quintile who received two or more fluoride varnish applications – Scotland, 2019/20-2023/24 academic years.

SIMD – The Scottish Index of Multiple Deprivation (local).

NOTES:

- 1) Figure 9 presents the proportion of nursery age children in each SIMD (local) quintile who received *two or more* FVAs within an academic year (as a proportion of total number of children of nursery age in the population).
- 2) A new age filter has been applied when reporting *Childsmile* Nursery & School 2016/17–2023/24 data. The new age filter for reporting Nursery (3-4 years old), P1-P2 (5-6 years old) and P1-P4 (5-8 years old) data is based on the individual child's date of birth, rather than on class lists uploaded onto the *Childsmile@HIC* system, as it was the case before. Consequently, the 2016/17–2023/24 data for Nursery, P1-P2 and P1-P4 are not directly comparable with the previous years' data.
- 3) The denominator is the population of 3-4-year-olds in each SIMD quintile:

For information on the population estimates used in this figure please see the notes for Figure 8 above. Population estimates can be found online at:

<https://www.opendata.nhs.scot/dataset/population-estimates>.

- The population baselines for 2022/2023 were calculated using Small Area Population Estimates at 30 June 2021.
- The population baselines for 2021/2022 were calculated using Small Area Population Estimates at 30 June 2021.
- The population baselines for 2020/2021 were calculated using Small Area Population Estimates at 30 June 2020.
- The population baselines for 2019/2020 were calculated using Small Area Population Estimates at 30 June 2019.

- 4) "Total population" numbers do not equal the sum of the numbers in the five SIMD categories, as total numbers include children who could not be assigned to a SIMD quintile (due to missing or incorrect child postcode).
- 5) SIMD 2020v2 (local, NHS Board-level) was used.

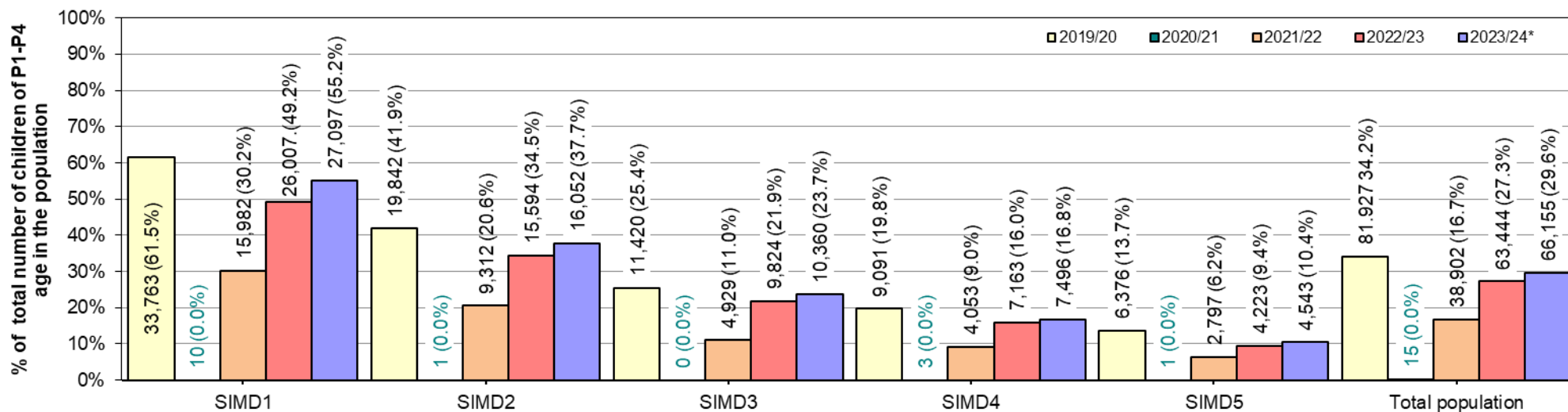


Figure 10: Proportion of the whole population of P1-P4 age children in each SIMD (local) quintile who received at least one fluoride varnish application – Scotland, 2019/20-2023/24 academic years.

SIMD – The Scottish Index of Multiple Deprivation (local).

NOTES:

- 1) Figure 10 presents the proportion of P1-P4 age children in each SIMD (local) quintile who received *at least one* FVA within an academic year (as a proportion of total number of children of P1-P4 age in the population).
- 2) A new age filter has been applied when reporting *Childsmile* Nursery & School 2016/17–2023/24 data. The new age filter for reporting Nursery (3-4 years old), P1-P2 (5-6 years old) and P1-P4 (5-8 years old) data is based on the individual child's date of birth, rather than on class lists uploaded onto the *Childsmile@HIC* system, as it was the case before. Consequently, the 2016/17–2023/24 data for Nursery, P1-P2 and P1-P4 are not directly comparable with the previous years' data.
- 3) The denominator is the population of 5-8-year-olds in each SIMD quintile:
 For information on the population estimates used in this figure please see the notes for Figure 8 above. Population estimates can be found online at: <https://www.opendata.nhs.scot/dataset/population-estimates>.
 –The population baselines for 2022/2023 were calculated using Small Area Population Estimates at 30 June 2021.
 –The population baselines for 2021/2022 were calculated using Small Area Population Estimates at 30 June 2021.
 –The population baselines for 2020/2021 were calculated using Small Area Population Estimates at 30 June 2020.
 –The population baselines for 2019/2020 were calculated using Small Area Population Estimates at 30 June 2019.
- 4) “Total population” numbers do not equal the sum of the numbers in the five SIMD categories, as total numbers include children who could not be assigned to a SIMD quintile (due to missing or incorrect child postcode).
- 5) SIMD 2020v2 (local, NHS Board-level) was used.

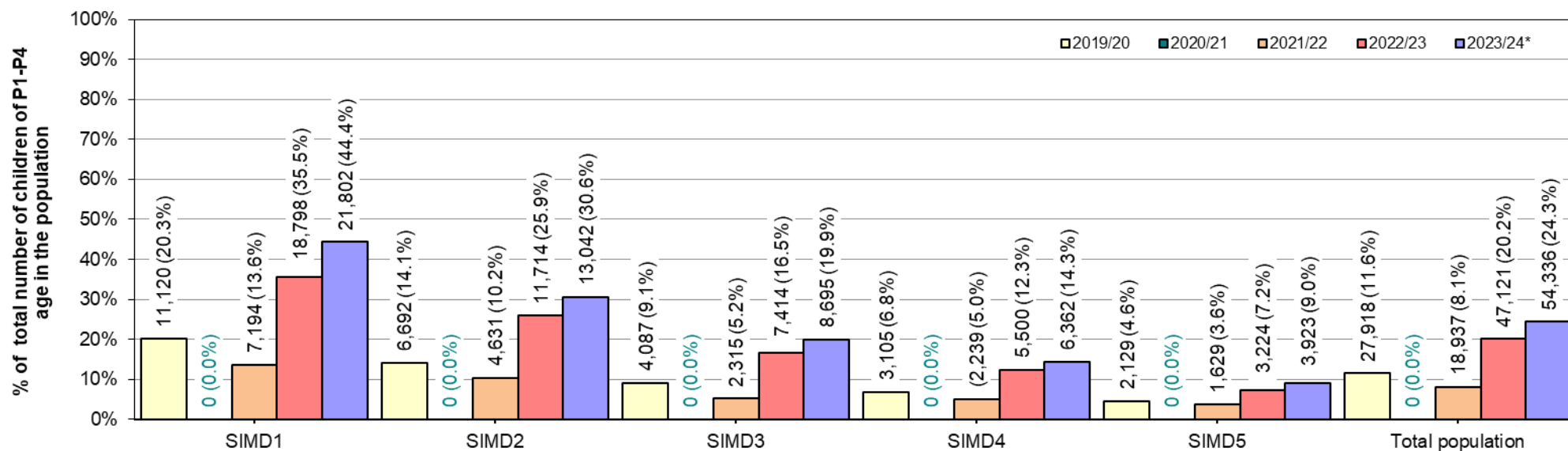


Figure 11: Proportion of the whole population of P1-P4 age children in each SIMD (local) quintile who received two or more fluoride varnish applications – Scotland, 2019/20-2023/24 academic years.

SIMD – The Scottish Index of Multiple Deprivation (local).

NOTES:

- Figure 11 presents the proportion of P1-P4 age children in each SIMD (local) quintile who received *two or more* FVAs within an academic year (as a proportion of total number of children of P1-P4 age in the population).
- A new age filter has been applied when reporting *Childsmile* Nursery & School 2016/17–2023/24 data. The new age filter for reporting Nursery (3-4 years old), P1-P2 (5-6 years old) and P1-P4 (5-8 years old) data is based on the individual child's date of birth, rather than on class lists uploaded onto the *Childsmile@HIC* system, as it was the case before. Consequently, the 2016/17–2023/24 data for Nursery, P1-P2 and P1-P4 are not directly comparable with the previous years' data.
- The denominator is the population of 5-8-year-olds in each SIMD quintile:
For information on the population estimates used in this figure please see the notes for Figure 8 above. Population estimates can be found online at: <https://www.opendata.nhs.scot/dataset/population-estimates>.
–The population baselines for 2022/2023 were calculated using Small Area Population Estimates at 30 June 2021.
–The population baselines for 2021/2022 were calculated using Small Area Population Estimates at 30 June 2021.
–The population baselines for 2020/2021 were calculated using Small Area Population Estimates at 30 June 2020.
–The population baselines for 2019/2020 were calculated using Small Area Population Estimates at 30 June 2019.
- “Total population” numbers do not equal the sum of the numbers in the five SIMD categories, as total numbers include children who could not be assigned to a SIMD quintile (due to missing or incorrect child postcode).
- SIMD 2020v2 (local, NHS Board-level) was used.

Table 6 Proportion of population of nursery and P1-P4 children receiving at least one fluoride varnish application / one fluoride varnish application only / two or more fluoride varnish applications, by local SIMD – Scotland, 2023/2024 academic year.

	SIMD (local, NHS Board-level)	Nursery population baseline (3-4 years of age)	Children receiving at least one FVA		Children receiving one only FVA		Children receiving two or more FVAs	
			N	n	% of N	n	% of N	n
Nursery	1	22,856	7,452	32.6%	2,997	13.1%	4,455	19.5%
	2	20,024	4,788	23.9%	1,930	9.6%	2,858	14.3%
	3	20,418	3,536	17.3%	1,336	6.5%	2,200	10.8%
	4	20,903	2,536	12.1%	996	4.7%	1,540	7.4%
	5	19,536	1,712	8.8%	656	3.3%	1,056	5.4%
	Unknown	0	203	0.0%	83	0.0%	120	0.0%
	Total	103,737	20,227	19.5%	7,998	7.7%	12,229	11.8%
	P1-P4	SIMD (local, NHS Board-level)	P1-P4 population baseline (5-8 years of age)	Children receiving at least one FVA		Children receiving one only FVA		Children receiving two or more FVAs
N			n	% of N	n	% of N	n	% of N
1		49,086	27,097	55.2%	5,295	10.8%	21,802	44.4%
2		42,574	16,052	37.7%	3,010	7.1%	13,042	30.6%
3		43,740	10,360	23.7%	1,665	3.8%	8,695	19.9%
4		44,406	7,469	16.8%	1,107	2.5%	6,362	14.3%
5		43,500	4,543	10.4%	620	1.4%	3,923	9.0%
Unknown		0	634	0%	122	0%	512	0%
Total	223,306	66,155	29.6%	11,819	5.3%	54,336	24.3%	

NOTES:

- 1) For information on the population estimates used in this table please see the notes for Figure 8 above. Population estimates can be found online at: <https://www.opendata.nhs.scot/dataset/population-estimates>.
- 2) SIMD 2020v2 (local, NHS Board-level) was used.

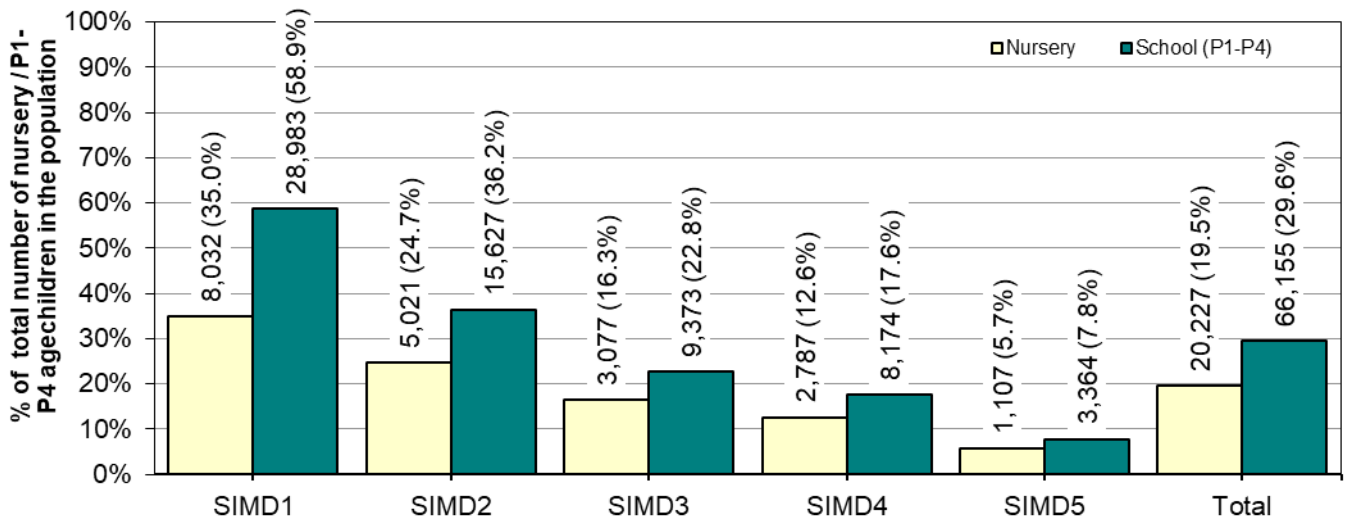


Figure 12: Proportion of population of nursery (3–4-year-olds) and P1-P4 children receiving at least one fluoride varnish application, by national SIMD – Scotland, 2023/2024 academic year.

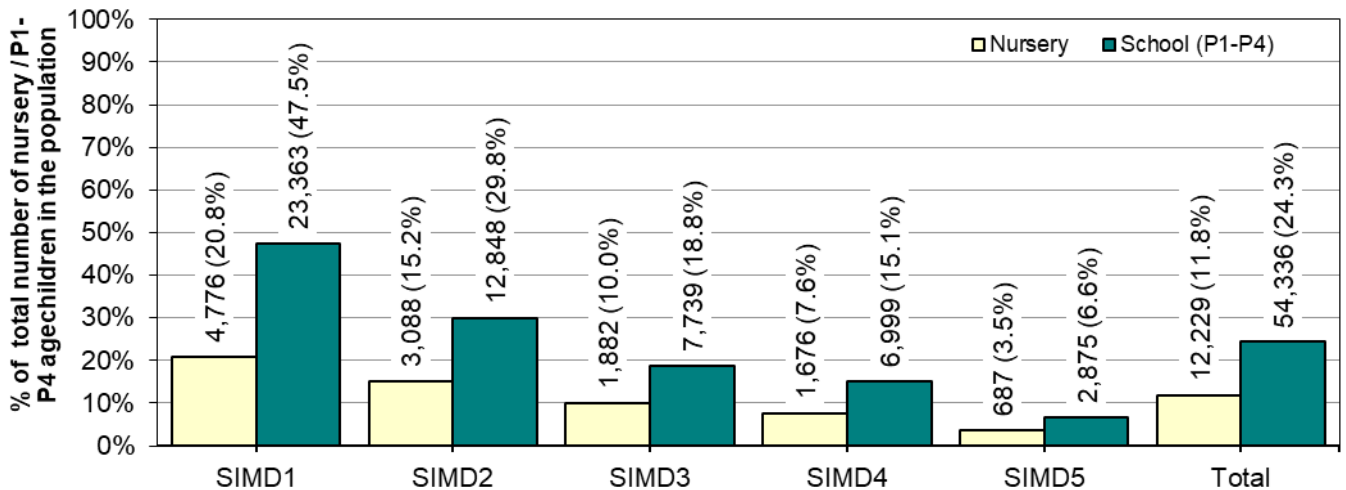


Figure 13: Proportion of population of nursery (3–4-year-olds) and P1-P4 children receiving two or more fluoride varnish applications, by national SIMD – Scotland, 2023/2024 academic year.

NOTES:

- 1) Figure 12 presents the proportion of nursery / P1-P4 age children in each SIMD (national) quintile who received *at least one* FVA in 2023/24 academic year (as a proportion of total number of children of nursery / P1-P4 age in the population). Figure 13 presents the proportion of nursery / P1-P4 age children in each SIMD (national) quintile who received *two or more* FVAs in 2023/24 academic year (as a proportion of total number of children of nursery / P1-P4 age in the population).
- 2) The numerator is children of nursery / P1-P4 age who received *at least one / two or more* FVAs.
- 3) A new age filter has been applied when reporting *Childsmile* Nursery & School 2016/17–2023/24 data. The new age filter for reporting Nursery (3-4 years old), P1-P2 (5-6 years old) and P1-P4 (5-8 years old) data is based on the individual child's date of birth, rather than on class lists uploaded onto the *Childsmile@HIC* system, as it was the case before. Consequently, the 2016/17–2023/24 data for Nursery, P1-P2 and P1-P4 are not directly comparable with the previous years' data.
- 4) For information on the population estimates used in these figures please see the notes for Figure 8 above.
- 5) Total population" numbers do not equal the sum of the numbers in the five SIMD categories, as total numbers include children who could not be assigned to a SIMD quintile (due to missing or incorrect postcode of the child).
- 6) SIMD 2020v2 (national, Scotland-level) was used.

Table 7 Proportion of population of nursery and P1-P4 children receiving at least one fluoride varnish application / one fluoride varnish application only / two or more fluoride varnish applications, by *National SIMD – Scotland, 2023/2024 academic year.

	SIMD (national, Scotland-level)	Nursery population baseline (3-4 years of age)	Children receiving at least one FVA		Children receiving one only FVA		Children receiving two or more FVAs	
		N	n	% of N	n	% of N	n	% of N
Nursery	1	22,977	8,032	35.0%	3,256	14.2%	4,776	20.8%
	2	20,365	5,021	24.6%	1,933	9.5%	3,088	15.2%
	3	18,826	3,077	16.3%	1,195	6.3%	1,882	10.0%
	4	22,082	2,787	12.6%	1,111	5.0%	1,676	7.6%
	5	19,487	1,107	5.7%	420	2.1%	687	3.5%
	Unknown	0	203	0.0%	83	0.0%	120	0.0%
	Total	103,737	20,227	19.5%	7,998	7.7%	12,229	11.8%
	P1-P4	SIMD (national, Scotland-level)	P1-P4 population baseline (5-8 years of age)	Children receiving at least one FVA		Children receiving one only FVA		Children receiving two or more FVAs
N			n	% of N	n	% of N	n	% of N
1		49,231	28,983	58.9%	5,620	11.4%	23,363	47.4%
2		43,123	15,627	36.2%	2,779	6.4%	12,848	29.8%
3		41,185	9,373	22.7%	1,634	3.9%	7,739	18.8%
4		46,410	8,174	17.6%	1,175	2.5%	6,999	15.1%
5		43,357	3,364	7.7%	489	1.1%	2,875	6.6%
Unknown		0	634	0.0%	122	0.0%	512	0.0%
Total	223,306	66,155	29.6%	11,819	5.3%	54,336	24.3%	

*Numbers in SIMD categories differ from those in Table 6 (local SIMD) while the column totals remain the same.

NOTES:

- 1) For information on the population estimates used in this figure please see the notes for Figure 8 above. Population estimates can be found online at: <https://www.opendata.nhs.scot/dataset/population-estimates>.
- 2) SIMD 2020v2 (national, Scotland-level) was used.

Table 8: Additional support needs children receiving fluoride varnish application, by NHS Board, 2023/2024 academic year.

Health Board	Number of ASN children in fluoride varnishing establishments	ASN children receiving at least one FVA		ASN children receiving one only FVA		ASN children receiving two or more FVAs	
	N	n	% of N	n	% of N	n	% of N
AA	838	555	66.2%	181	21.6%	374	44.6%
B	69	38	55.1%	17	24.6%	21	30.4%
DG	10	1	10.0%	1	10.0%	0	0.0%
F	170	59	34.7%	31	18.2%	28	16.5%
FV	391	254	65.0%	81	20.7%	173	44.2%
G	245	135	55.1%	54	22.0%	81	33.1%
GGC	406	179	44.1%	58	14.3%	121	29.8%
H	285	123	43.2%	54	18.9%	69	24.2%
La	2,033	1,284	63.2%	345	17.0%	939	46.2%
Lo	57	0	0.0%	0	0.0%	0	0.0%
O	1	0	0.0%	0	0.0%	0	0.0%
S	18	1	5.6%	0	0.0%	1	5.6%
T	234	156	66.7%	70	29.9%	86	36.8%
WI	3	0	0.0%	0	0.0%	0	0.0%
Scotland	4,760	2,785	58.5%	892	18.7%	1,893	39.8%

ASN – Additional support needs

NOTES:

- 1) The table includes children recorded on the *Childsmile@HIC* system under class type “SpEd” (special education); children in these classes may be of different ages.
- 2) NHS Boards based on the boundaries as at 1st April 2019.

Childsmile Practice

Please refer to Appendix 1 for definitions of terms used throughout this report.

Child referral and dental health support worker contact

DHSW Practice data are presented by financial year.

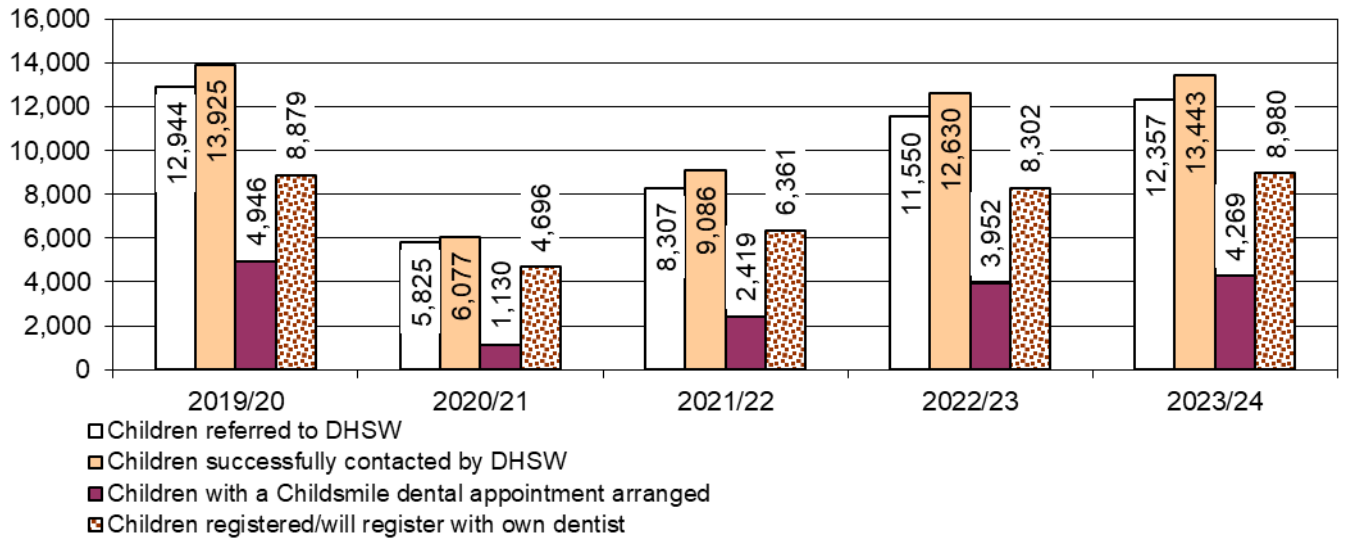


Figure 14: DHSW: Child referrals, contacts, practice appointments made and children registered/will register with own dentist – Scotland, 2019/20-2023/24 financial years.

DHSW – Dental Health Support Worker.

NOTES:

- 1) Figure 14 presents the number of children referred to a DHSW (as entered into the *Childsmile* HIC system by DHSWs), the number of children / families contacted by a DHSW, the number of children who had a *Childsmile* dental appointment arranged by a DHSW, and children whose parents/carers indicated that their child was registered / would register with their own dentist, by financial year for the period 2019/20-2023/24.
- 2) Children referred to a DHSW in one reporting period may not be contacted by a DHSW or have a dental appointment arranged within the same reporting period.
- 3) NHS Boards based on the boundaries as at 1 April 2019

Table 9: DHSW: Child referrals, contacts, practice appointments made and children registered with own dentist – by NHS Board, 2023/2024 financial year.

NHS Board	Children referred to DHSW	Children successfully contacted by DHSW	Children with a <i>Childsmile</i> dental appointment arranged	Children registered/ will register with own dentist (self-reported)
Ayrshire & Arran	387	323	21	383
Borders	435	658	23	564
Dumfries & Galloway	214	283	34	247
Fife	1,154	1,252	871	380
Forth Valley	576	601	248	270
Grampian	337	374	67	279
Greater Glasgow & Clyde	5,453	5,934	2,185	3,745
Highland	570	654	179	322
Lanarkshire	1,078	1,177	291	872
Lothian	1,036	1,145	62	1,084
Orkney	150	145	1	145
Shetland	0	0	0	0
Tayside	430	453	200	264
Western Isles	1	1	0	1
Unknown NHS Board	536	443	87	424
Scotland	12,357	13,443	4,269	8,980

DHSW – Dental Health Support Worker. Please see notes for Figure 14.

In total, according to the *Childsmile@HIC* system data, in the 2023/2024 financial year: 8,586 children were referred to *Childsmile* from a Health Visitor; 1,623 via 'Other' source; 291 from a dentist; 316 via Clinic; 331 were referred by NHS 24; 152 were self-referrals and for 489 children the type of referral was not specified.

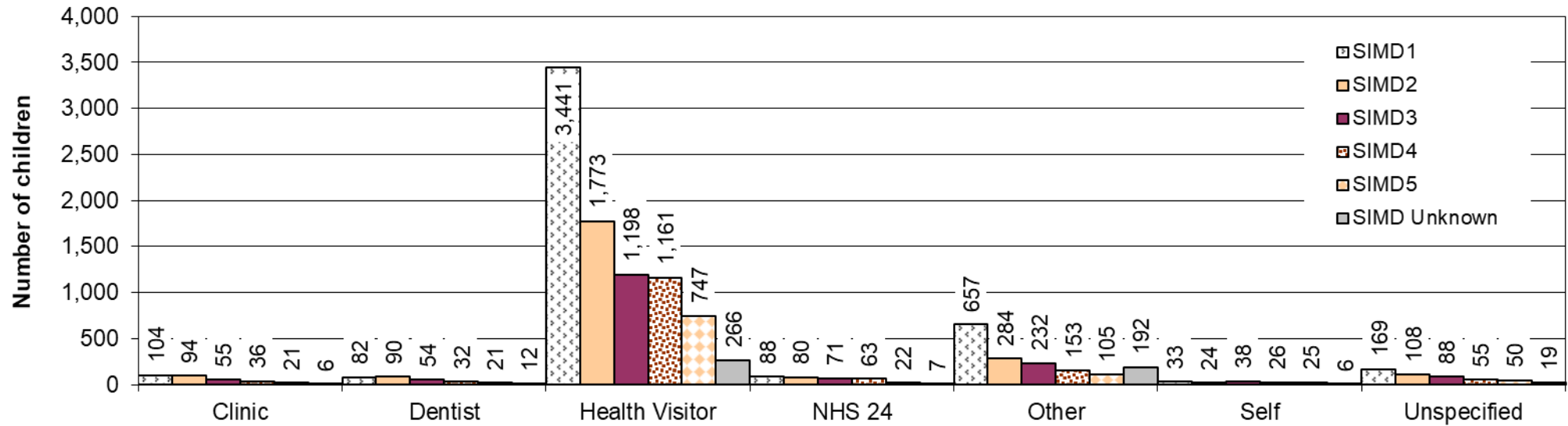


Figure 15: Number of children referred to DHSW by source, location, service etc. – Scotland, 2023/2024 financial year.

DHSW – Dental Health Support Worker, SIMD – The Scottish Index of Multiple Deprivation (national).

NOTES:

- 1) Figure 15 presents the number of children referred to a DHSW (by Health Visitor, Dentist, via Clinic, Self-referral or 'Other' route) by SIMD of child's home postcode.
- 2) SIMD 2020v2 (national) was used.

In total in the 2023/2024 financial year there were: 13,188 children with at least one kept DHSW appointment; 266 families who refused *Childsmile*; 79 families that could not be contacted; and for 1,014 families the end result was an 'FTA / Not at home'.

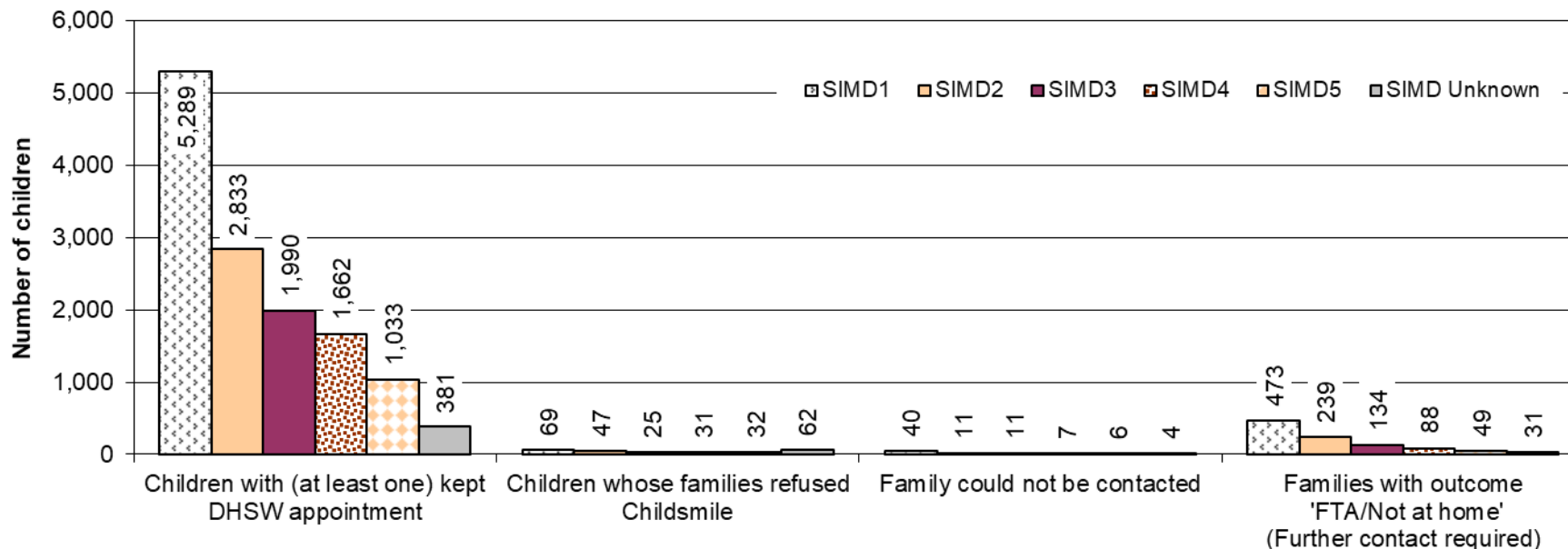


Figure 16: Children successfully contacted and not contacted by DHSW, and families who refused *Childsmile*, by national SIMD of child – Scotland, 2023/2024 financial year.

DHSW – Dental Health Support Worker, SIMD – The Scottish Index of Multiple Deprivation (national), FTA – failed to attend.

NOTES:

- 1) Figure 16 presents the number of children with kept DHSW appointments, children whose families refused *Childsmile*, number of families that could not be contacted and families with the outcome 'FTA / Not at home' by SIMD of child's home postcode.
- 2) SIMD 2020v2 (national) was used.

The method of presenting the data on children with different numbers of kept DHSW appointments was changed in the 2015/2016 report, therefore 2015/16–2023/24 data are comparable; however, these are not comparable with the numbers in earlier reports.

Within the 2023/2024 financial year 13,188 children had at least one kept DHSW appointment. Of these children, 11,434 had their first kept appointment within the reporting period. 2,129 children had their second kept appointment and 839 had their third (or greater) kept DHSW appointment within 2023/2024.

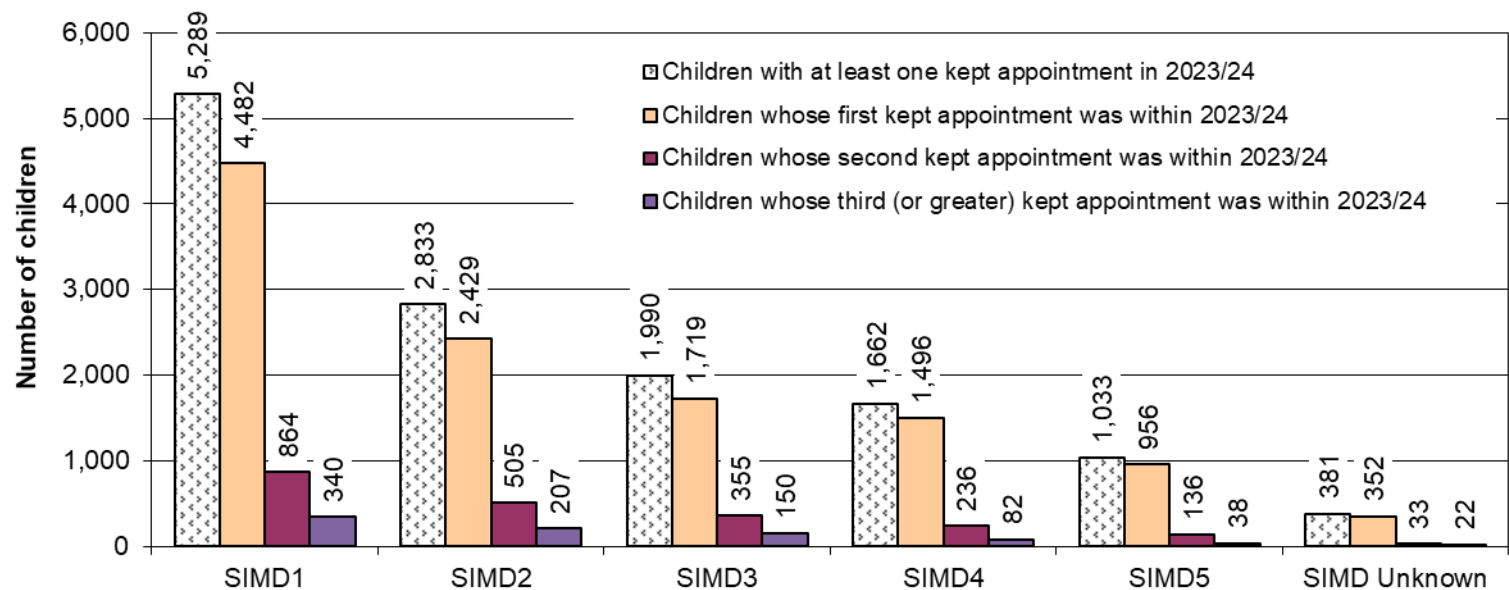


Figure 17: Children with different numbers of kept DHSW appointments by national SIMD of child – Scotland, 2023/2024 financial year.

SIMD – Scottish Index of Multiple Deprivation (national).

NOTES:

- 1) Figure 17 presents the number of children with at least one kept DHSW appointment within the 2023/2024 financial year and how many of those had their: first, second, or third (or greater) kept appointment within the reporting period by SIMD of the child’s home postcode.
- 2) For those children who had their second, or their third (or greater) kept appointment, their prior kept appointment may have occurred in an earlier reporting period.
- 3) The numbers in the last three bars (children with 1st kept appointment, those whose 2nd appointment was within 2023/24 and those whose 3rd (or greater) appointment was within 2023/24 are not mutually exclusive, as some children might have had several appointments within the same 2023/24 financial year, i.e., their 1st, 2nd and 3rd (or greater).
- 4) Data for this figure are only available for appointments from January 2010 onwards. Kept appointments prior to this were not collected by the *Childsmile@HIC* system and therefore are not available for inclusion in this figure.
- 5) SIMD 2020v2 (national) was used.

Practice engagement

Primary Care Dental Services (PCDS) activity data are presented from November 2023 – March 2024.

Incorporation of Childsmile Practice into Statement of Dental Remuneration and subsequent changes

Childsmile Practice interventions were incorporated into the SDR by the Scottish Government on 1 October 2011. Changes to payment codes in the SDR took effect on 01 February 2022 (with no overlap with the previous codes). However, PHS were still able to provide data for the full financial year (2021/22) as configured in previous reports and therefore the data reported in the Practice Engagement and Delivery in Dental Practice sections of that report are directly comparable with the data published in previous Childsmile National Headline Data reports up to and including the report covering 2021-2022. Childsmile National Headline Data report for 2022-2023 includes changes introduced in February 2022 and is therefore not directly compatible with previous reports.

Further changes to payment codes in the SDR took effect on 01 November 2023 (with no overlap with the previous codes) and are described above on page 2 (the data available are not comparable with those in previous reports). PCDS data for this report are described and tabulated from the inception of the new code on 1st November 2023 until the end of the relevant financial year on March 2024.

PHS are unable to report robust Public Dental Service (PDS) data therefore the total number of PDS practices and those delivering Childsmile interventions cannot be reported.

In total, 959 independent contractor GDS practices were delivering enhanced preventative advice and treatment (EPA&T) (including Childsmile) during the period November 2023 to March 2024 financial year in Scotland (see table 10 below).

Table 10: Independent contractor GDS practices delivering Enhanced preventative advice & treatment (inc. Childsmile) – Scotland, by NHS Board, from November 2023 to March 2024.

NHS Board	Total GDS Dental Practices	GDS Dental Practices Delivering EPA&T (inc. Childsmile)	
	<i>N</i>	<i>n</i>	% of <i>N</i>
Ayrshire & Arran	66	60	90.9%
Borders	20	19	95.0%
Dumfries & Galloway	31	29	93.5%
Fife	62	56	90.3%
Forth Valley	50	47	94.0%
Grampian	91	87	95.6%
Greater Glasgow & Clyde	272	253	93.0%
Highland	57	53	93.0%
Lanarkshire	121	113	93.4%
Lothian	178	163	91.6%
Orkney	4	4	100.0%
Shetland	2	2	100.0%
Tayside	74	69	93.2%
Western Isles	4	4	100.0%
Scotland	1,032	959	92.9%

Independent contractor GDS – independent contractor General Dental Services (non-salaried GDS), PHS – Public Health Scotland.

NOTES:

- 1) Table 10 presents the number of independent-contractor GDS practices delivering enhanced preventative advice and treatment (inc. *Childsmile*) in each NHS Board, as a percentage of total number of independent contractor GDS practices (total numbers as at 15 October 2024, calculated from the total list of dental practices supplied by PHS).
- 2) Total numbers of independent contractor GDS practices include practices with orthodontists only.
- 3) NHS Boards based on the boundaries as at April 2019.

Delivery in dental practice

The data on the delivery of the enhanced preventive advice and treatment (inc. Childsmile) intervention in dental practice settings are collected for the following age groups: from zero to two-years, three to five-years, six to twelve years, and thirteen to seventeen years (inclusive).

Table 11: Proportion of zero to two-year-old children registered with an NHS dentist receiving one count of Enhanced preventative advice & treatment (inc. Childsmile) – Scotland by NHS Board, from November 2023 to March 2024.

NHS Board	Population of zero to two-year-olds in NHS Board	Zero to two-year-olds registered with an NHS dentist	Zero to two-year-olds receiving one count of Enhanced preventative advice & treatment (inc. Childsmile)	
	P	N	N	% of N
Ayrshire & Arran	8,765	3,380	1,780	52.7%
Borders	2,568	975	508	52.1%
Dumfries & Galloway	3,330	1,223	593	48.5%
Fife	9,209	3,779	1,566	41.4%
Forth Valley	7,777	3,168	1,547	48.8%
Grampian	15,586	6,051	2,806	46.4%
Greater Glasgow & Clyde	32,692	15,122	7,887	52.2%
Highland	7,519	2,696	1,139	42.2%
Lanarkshire	19,125	7,856	4,122	52.5%
Lothian	25,007	8,900	4,431	49.8%
Orkney	520	138	25	18.1%
Shetland	571	430	171	39.8%
Tayside	10,420	3,539	1,756	49.6%
Western Isles	543	243	47	19.3%
Scotland	143,632	57,638	28,454	49.4%

NOTES:

- 1) Numbers of children registered with an NHS dentist, as at 15th October 2024, were provided by PHS.
- 2) Scotland totals include children who could not be allocated to an NHS Board (due to a missing/incorrect postcode): registered with dentist = 138; receiving EPA&T = 76.
- 3) Population of zero to two-year-olds from NRS mid-year population estimates, Mid 2023 as at 30th June.
- 4) NHS Boards based on the boundaries as at April 2019.

Table 12: Proportion of three to five-year-old children registered with an NHS dentist receiving one count of Enhanced preventative advice & treatment (inc. Childsmile) – Scotland by NHS Board, from November 2023 to March 2024.

NHS Board	Population of three to five-year-olds in NHS Board	Three to five-year-olds registered with an NHS dentist	Three to five-year-olds receiving one count of Enhanced preventative advice & treatment (inc. Childsmile)	
	P	N	N	% of N
Ayrshire & Arran	9,962	7,318	2,970	40.6%
Borders	3,037	2,284	1,010	44.2%
Dumfries & Galloway	3,747	2,426	714	29.4%
Fife	10,590	8,099	2,558	31.6%
Forth Valley	8,528	6,441	2,563	39.8%
Grampian	18,194	13,332	5,290	39.7%
Greater Glasgow & Clyde	34,393	27,513	11,041	40.1%
Highland	8,275	6,062	1,745	28.8%
Lanarkshire	20,514	15,276	5,786	37.9%
Lothian	26,114	19,652	7,996	40.7%
Orkney	605	466	61	13.1%
Shetland	677	593	118	19.9%
Tayside	11,260	7,978	3,065	38.4%
Western Isles	652	458	69	15.1%
Scotland	156,548	118,184	45,079	38.1%

NOTES:

- 1) Please see notes for table 11.
- 2) Scotland totals include children who could not be allocated to an NHS Board (due to a missing/incorrect postcode): Registered with dentist = 286; Receiving EPA&T = 93.
- 3) Population of three to five-year-olds from NRS mid-year population estimates, Mid 2023 as at 30th June

Table 13: Proportion of six to 12-year-old children registered with an NHS dentist receiving one count of Enhanced preventative advice & treatment (inc. Childsmile) – Scotland, by NHS Board, from November 2023 to March 2024.

NHS Board	Population of six to 12-year-olds in NHS Board	Six to 12-year-olds registered with an NHS dentist	Six to 12-year-olds receiving one count of Enhanced preventative advice & treatment (inc. Childsmile)	
	P	N	N	% of N
Ayrshire & Arran	27,095	25,767	7,897	30.6%
Borders	8,397	7,853	2,665	33.9%
Dumfries & Galloway	9,950	8,837	1,883	21.3%
Fife	28,250	27,783	7,068	25.4%
Forth Valley	22,900	22,277	7,254	32.6%
Grampian	46,644	44,443	13,935	31.4%
Greater Glasgow & Clyde	88,075	89,420	28,583	32.0%
Highland	22,801	21,722	5,105	23.5%
Lanarkshire	52,214	50,856	14,967	29.4%
Lothian	67,839	66,157	22,209	33.6%
Orkney	1,600	1,470	108	7.3%
Shetland	1,937	1,818	274	15.1%
Tayside	30,366	28,431	8,572	30.2%
Western Isles	1,859	1,726	209	12.1%
Scotland	409,927	400,258	120,941	30.2%

NOTES:

- 1) Please see notes for table 11.
- 2) Scotland totals include children who could not be allocated to an NHS Board (due to a missing/incorrect postcode): Registered with dentist = 1,698; Receiving EPA&T = 212.
- 3) Population of six to 12-year-olds from NRS mid-year population estimates, Mid 2023 as at 30th June

Table 14: Proportion of 13-17-year-old children registered with an NHS dentist receiving one count of enhanced preventative advice & treatment (inc. Childsmile) – Scotland, by NHS Board, from November 2023 to March 2024.

NHS Board	Population of 13-17-year-olds in NHS Board	13-17-year-olds registered with an NHS dentist	13-17-year-olds receiving one count of Enhanced preventative advice & treatment (inc. Childsmile)	
	P	N	N	% of N
Ayrshire & Arran	20,420	21,216	4,434	20.9%
Borders	6,443	6,472	1,536	23.7%
Dumfries & Galloway	8,115	7,709	1,201	15.6%
Fife	21,593	22,495	3,897	17.3%
Forth Valley	18,064	18,692	4,053	21.7%
Grampian	32,946	34,371	7,565	22.0%
Greater Glasgow & Clyde	63,109	69,722	15,666	22.5%
Highland	17,680	17,887	2,912	16.3%
Lanarkshire	39,316	40,876	8,813	21.6%
Lothian	48,531	51,305	12,391	24.2%
Orkney	1,218	1,222	59	4.8%
Shetland	1,485	1,421	112	7.9%
Tayside	23,121	22,758	5,006	22.0%
Western Isles	1,382	1,428	126	8.8%
Scotland	303,423	322,537	67,897	21.1%

NOTES:

- 1) Please see notes for table 11.
- 2) Scotland totals include children who could not be allocated to an NHS Board (due to a missing/incorrect postcode): Registered with dentist = 4,963; Receiving EPA&T = 126.
- 3) Population of 13 to 17-year-olds from NRS mid-year population estimates, Mid 2023 as at 30th June (mismatch between the baseline population and individuals registered with dentist may be due to population estimates being taken at June 2023).

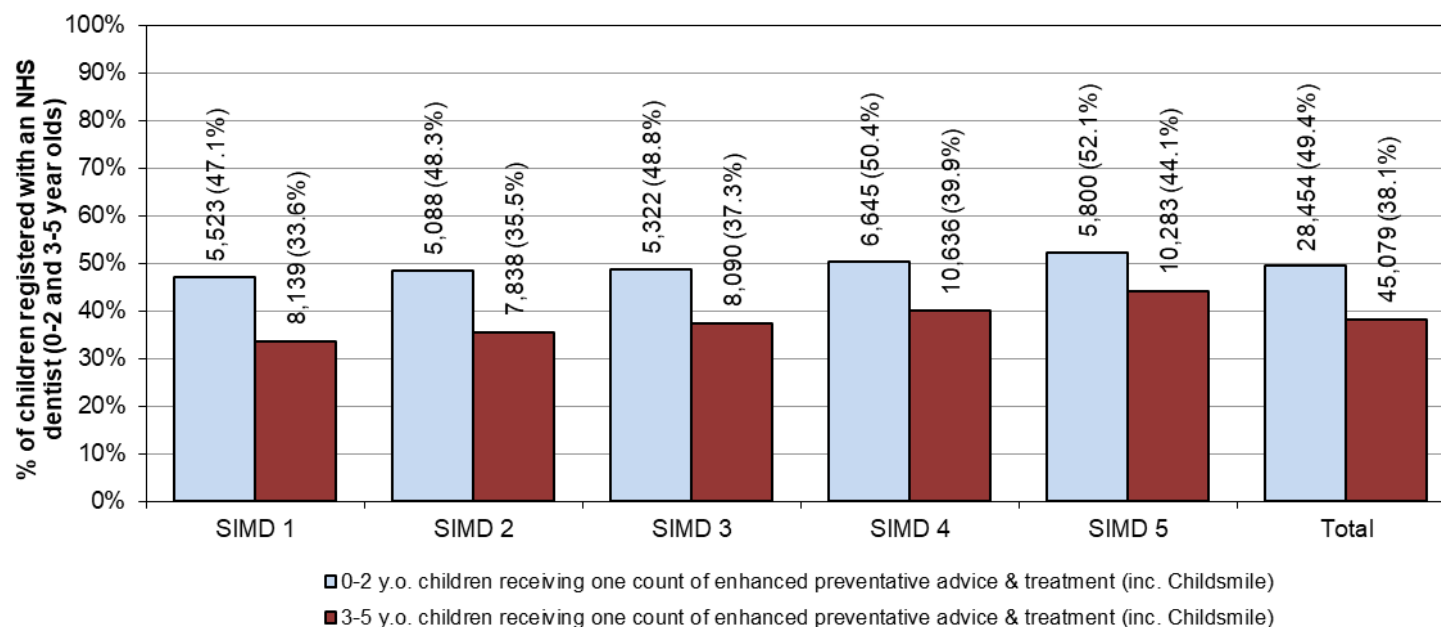


Figure 18: Proportion of zero to two- and three to five-year-old children registered with an NHS dentist receiving one count of Enhanced preventative advice & treatment (inc. Childsmile) – Scotland by national SIMD, from November 2023 to March 2024.

SIMD – The Scottish Index of Multiple Deprivation 2020v2 (national).

NOTES:

- 1) This figure presents the number of zero to two- or three to five-year-old children receiving one count of *enhanced preventative advice & treatment (inc. Childsmile)*, shown as a proportion of the total number of zero to two- or three to five-year-old children registered with an NHS dentist.
- 2) Totals include children who could not be allocated to a SIMD quintile (due to a missing/incorrect postcode): zero to two-year-olds = 76; three to five-year-olds = 93.
- 3) The numbers of children registered with an NHS dentist as at 15th October 2024 were as follows (data supplied by PHS):
 - 0–2-year-olds: SIMD 1 – 11,736 children; SIMD 2 – 10,529; SIMD 3 – 10,914; SIMD 4 – 13,187; SIMD 5 – 11,134; and in total – 57,638 children (inc. 138 SIMD Unknown).
 - 3–5-year-olds: SIMD 1 – 24,197 children; SIMD 2 – 22,087; SIMD 3 – 21,661; SIMD 4 – 26,660; SIMD 5 – 23,293; and in total – 118,184 children (inc. 286 SIMD Unknown).

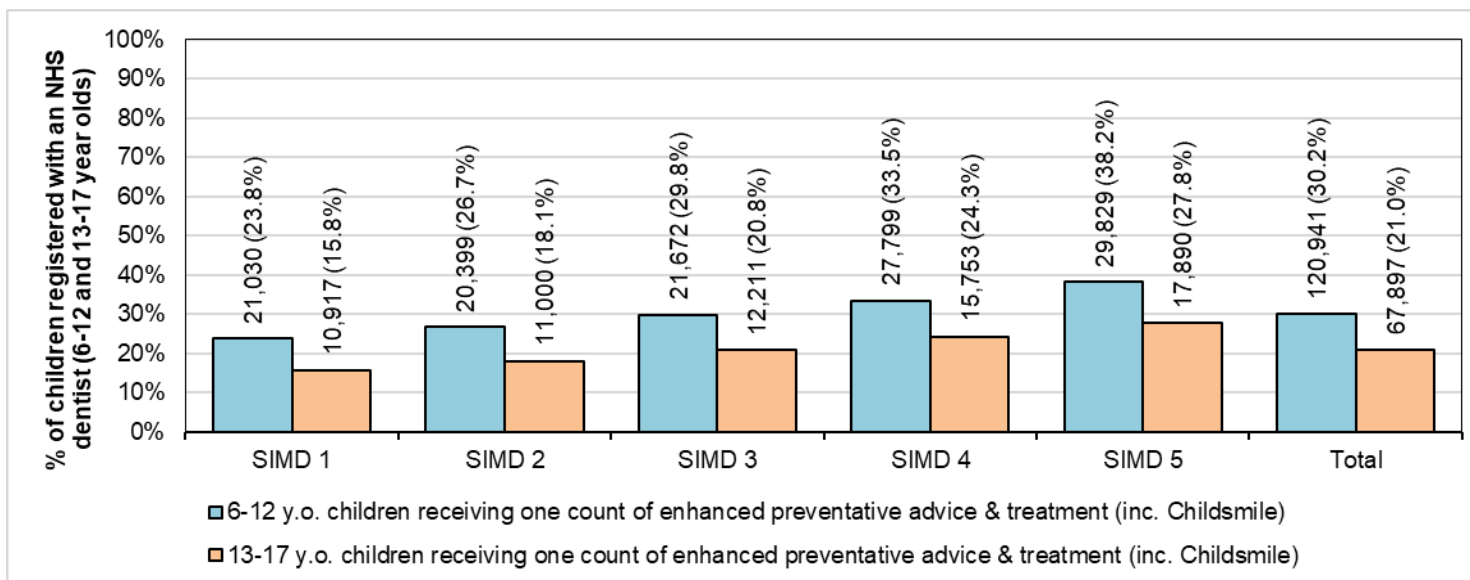


Figure 19: Proportion of six to 12- and 13–17-year-old children registered with an NHS dentist receiving one count of Enhanced preventative advice & treatment (inc. Childsmile) – Scotland by national SIMD, from November 2023 to March 2024.

SIMD – The Scottish Index of Multiple Deprivation 2020v2 (national).

NOTES:

- 1) Figure 19: This figure presents the number of six to 12- and 13–17-year-old children receiving one count of *enhanced preventative advice & treatment (inc. Childsmile)* as a proportion of the total number of six to 12- or 13 to 17-year-old children registered with an NHS dentist.
- 2) Totals include children who could not be allocated to a SIMD quintile (due to a missing/incorrect postcode): six to 12-year-olds = 212; 13 to 17-year-olds = 126.
- 3) The numbers of children registered with an NHS dentist as at 15th October 2024 were as follows (data supplied by PHS):
 - six to 12-year-olds: SIMD 1 – 88,260 children; SIMD 2 – 76,452; SIMD 3 – 72,731; SIMD 4 – 82,952; SIMD 5 – 78,165; and in total – 400,258 children (inc. 1,698 SIMD Unknown).
 - 13-17-year-olds: SIMD 1 – 69,095 children; SIMD 2 – 60,634; SIMD 3 – 58,675; SIMD 4 – 64,718; SIMD 5 – 64,452; and in total – 322,537 children (inc. 4,963 SIMD Unknown).

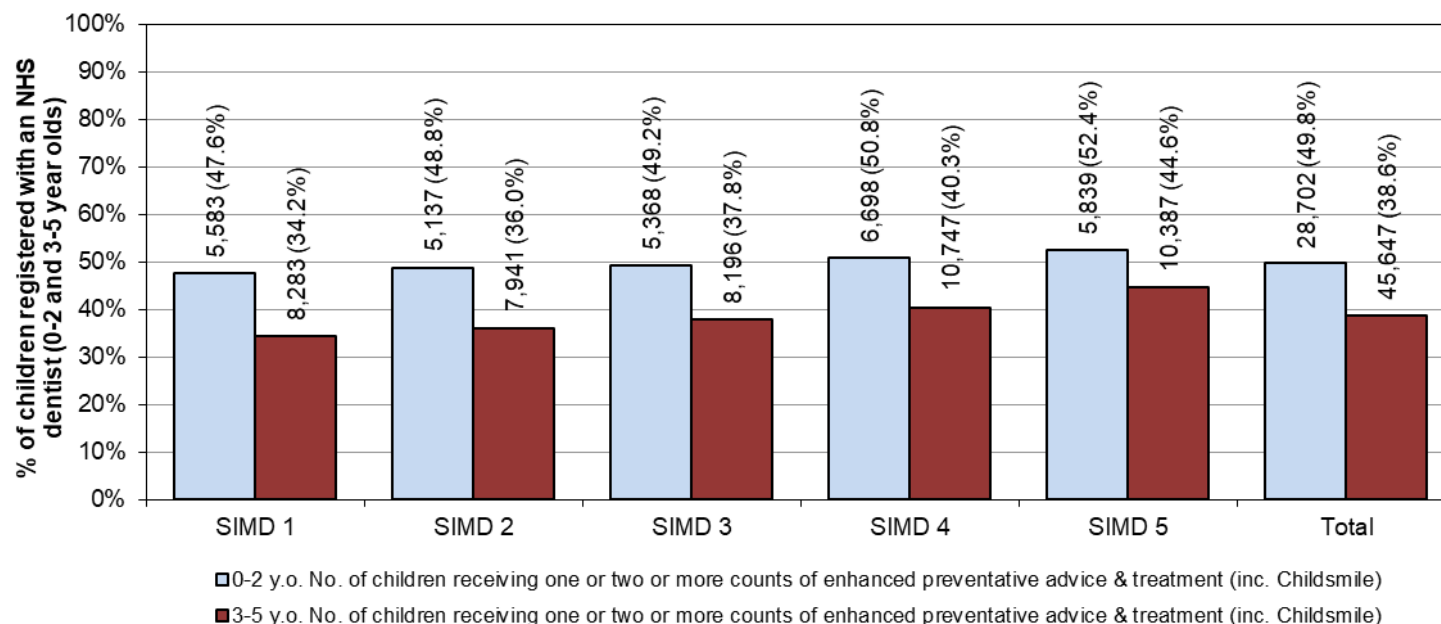


Figure 20: Proportion of zero to two- and three to five-year-old children registered with an NHS dentist of the total count (one count or two or more counts) of enhanced preventative advice & treatment (inc. Childsmile) – Scotland by national SIMD, from November 2023 to March 2024.

NOTES:

- 1) Figure 20: This figure presents the number of zero to two- and three to five-year-old children receiving one and two or more counts of *enhanced preventative advice & treatment (inc. Childsmile)*, shown as a proportion of the total number of zero to two- and three to five-year-old children registered with an NHS dentist.
- 2) Totals include children who could not be allocated to SIMD quintile (due to a missing/incorrect postcode): zero to two-year-olds = 77; three to five-year-olds = 93.
- 3) The numbers of children registered with an NHS dentist as at 15th October 2024 were as follows (data supplied by PHS):
 - 0–2-year-olds: SIMD 1 – 11,736 children; SIMD 2 – 10,529; SIMD 3 – 10,914; SIMD 4 – 13,187; SIMD 5 – 11,134; and in total – 57,638 children (including 138 SIMD Unknown).
 - 3–5-year-olds: SIMD 1 – 24,197 children; SIMD 2 – 22,087; SIMD 3 – 21,661; SIMD 4 – 26,660; SIMD 5 – 23,293; and in total – 118,184 children (including 286 SIMD Unknown).

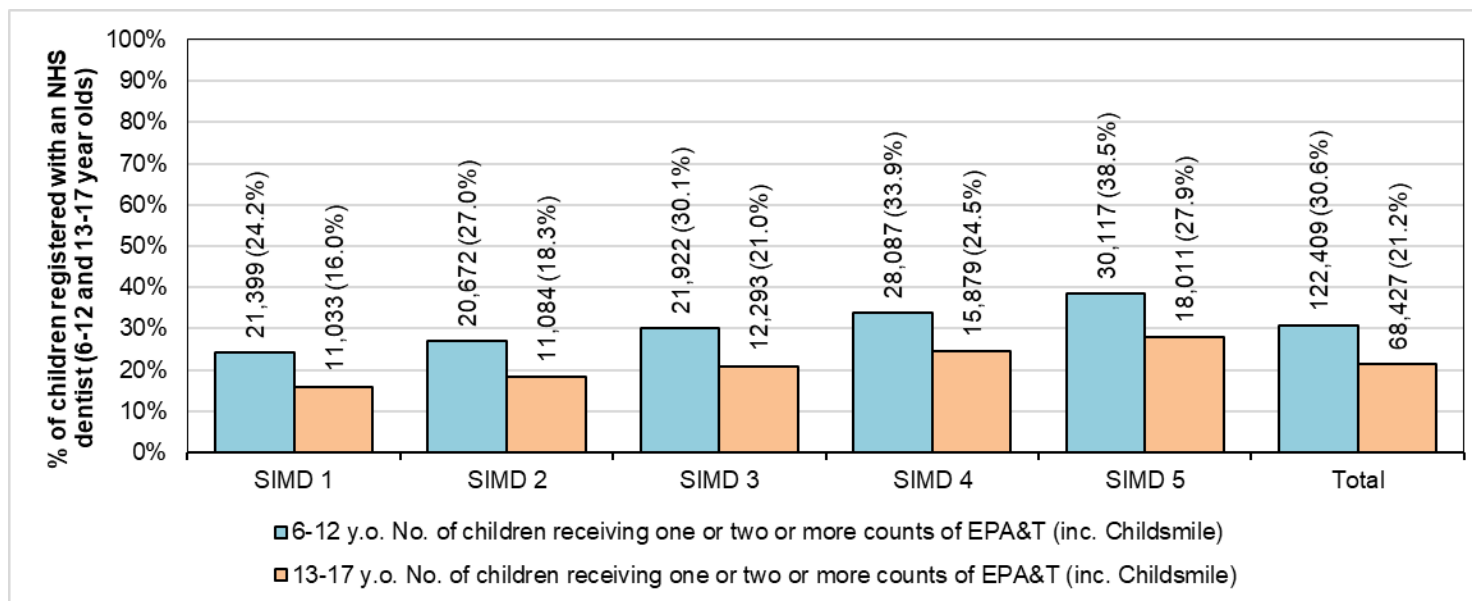


Figure 21: Proportion of six to twelve- and thirteen to seventeen-year-old children registered with an NHS dentist of the total count (one count or two or more counts) of Enhanced preventative advice & treatment (inc. Childsmile) – Scotland by national SIMD, from November 2023 to March 2024.

NOTES:

- 1) Figure 20: This figure presents the number of six to twelve- and thirteen to seventeen-year-old children receiving one and two or more counts of *enhanced preventative advice & treatment (inc. Childsmile)*, shown as a proportion of the total number of six to 12 and thirteen to seventeen-year-old children registered with an NHS dentist.
- 2) Totals include children who could not be allocated to a SIMD quintile (due to a missing/incorrect postcode): six to 12-year-olds = 212; 13 to 17-year-olds = 127.
- 3) The numbers of children registered with an NHS dentist as at 15th October 2024 were as follows (data supplied by PHS):
 - six to 12-year-olds: SIMD 1 – 88,260 children; SIMD 2 – 76,452; SIMD 3 – 72,731; SIMD 4 – 82,952; SIMD 5 – 78,165; and in total – 400,258 children (inc. 1,698 SIMD Unknown).
 - 13-17-year-olds: SIMD 1 – 69,095 children; SIMD 2 – 60,634; SIMD 3 – 58,675; SIMD 4 – 64,718; SIMD 5 – 64,452; and in total – 322,537 children (inc. 4,963 SIMD Unknown).

Number of fluoride varnish applications in nursery, school and practice settings

187,927 FVAs were applied across the Nursery and School arms of the programme in 2023/2024 (data are not available for FV applications in Practice settings due to changes to the Statement of Dental Remuneration (SDR) from November 2023: see page 2 above).

Table 15: Number of fluoride varnish applications in nursery, school and practice settings, 2019/20-2023/24.

Health Board	2019/2020			2020/2021			2021/2022			2022/2023			*2023/2024	
	Nursery	School	Practice*	Nursery	School	Practice*	Nursery	School	Practice*	Nursery	School	Practice*	Nursery	School
AA	2,899	9,718	5,696	No Activity	0	184	960	4,546	1,452	2,528	11,524	5,275	2,780	11,812
B	595	3495	2,310	-	0	271	205	711	953	316	1,028	1,747	475	1,515
DG	492	1,362	1,663	-	0	110	0	0	439	0	0	1,186	765	2,379
F	1,556	10,770	5,025	-	0	446	0	0	1,951	0	4,883	5,037	0	12,543
FV	1,604	3,543	4,183	-	0	229	1,086	2,359	1,372	1,157	2,896	4,854	1,161	2,790
G	3,432	12,850	10,833	-	0	1,198	1,153	5,281	4,416	1,987	9,098	10,407	2,817	10,560
GGC	6,712	24,988	17,943	-	0	1,428	3,021	21,816	6,529	9,083	35,202	20,108	9,346	35,774
H	2,095	10,806	2,961	-	0	456	1,356	4,207	1,349	1,659	9,809	3,041	1,811	10,199
La	10,707	23,229	9,737	-	15	529	5,483	19,015	3,153	9,471	25,780	10,254	11,646	29,747
Lo	2,996	13,632	17,264	-	0	1,720	0	2,290	6,053	4,239	17,710	15,873	4,944	21,806
O	382	1,834	338	-	0	72	641	1,705	198	527	2,615	198	533	2,621
S	392	915	222	-	0	1	316	643	91	551	1,298	209	534	1,189
T	2,036	9,131	4,696	-	0	408	933	3,525	1,529	1,106	4,786	4,888	1,316	4,611
WI	447	2,071	339	-	0	1	0	4	63	564	878	60	560	1,693
Unknown NHS Board	-	-	28	-	0	3	0	0	6	-	-	49	-	-
Scotland	36,345	128,344	83,238	-	15	7,056	15,154	66,102	29,554	33,188	127,507	83,186	38,688	149,239

NOTES:

- 1) Table 16 presents the number of FVAs applied in different settings by academic year, apart from 2019/20-2023/24 *Childsmile* Practice data (*), which are reported by financial year.
- 2) If a child's postcode is missing or incorrect, the child cannot be assigned to an NHS Board and is reported under "Unknown NHS Board".
- 3) There are no data available on varnishes applied to P3-P7 children in NHS Orkney, NHS Shetland and NHS Western Isles in practice settings in 2019/20-2023/24.
- 4) NHS Boards based on the boundaries as at April 2019.
- 5) *Detailed *Childsmile* Practice FVA data not available after 01 November 2023.

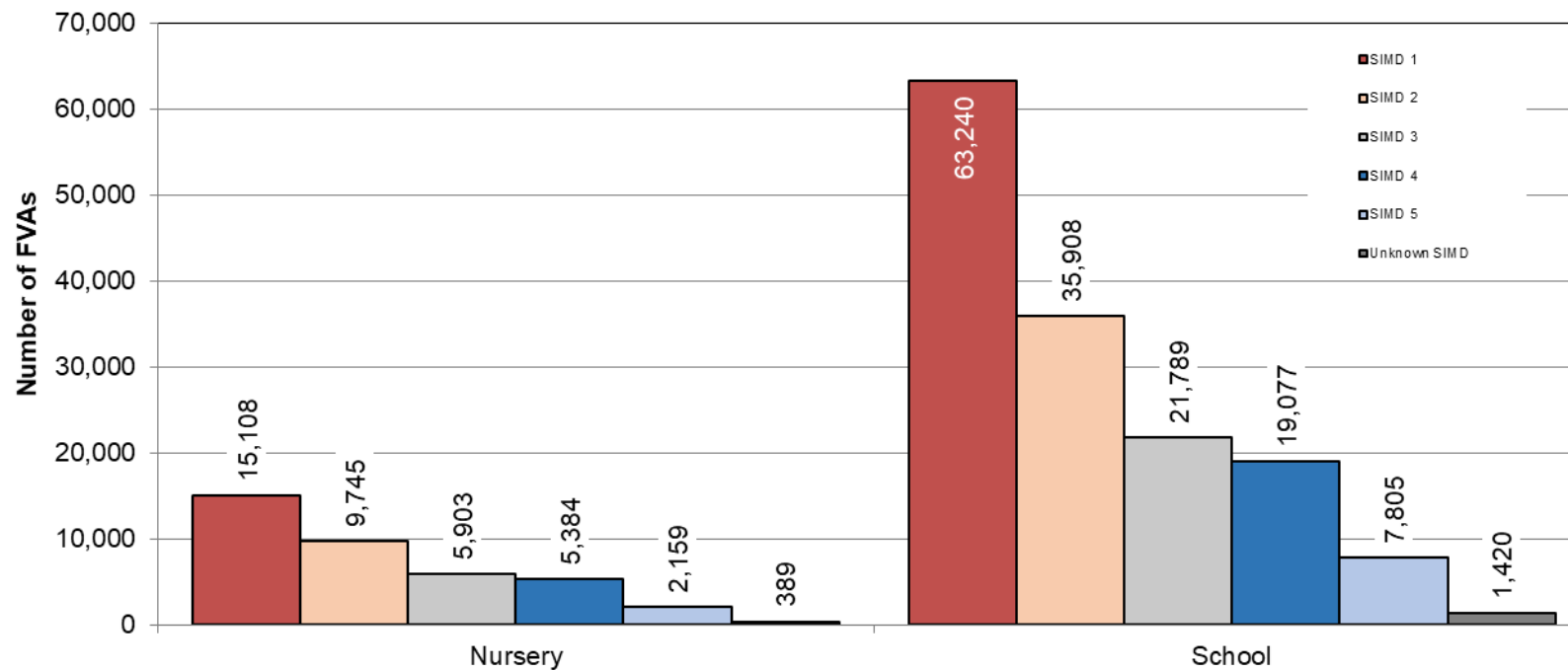


Figure 22: SIMD (national) distribution of fluoride varnish applications in nursery and school settings – Scotland, 2023/2024.

SIMD (national) - The Scottish Index of Multiple Deprivation (national).

NOTES

- 1) SIMD (national) distribution of fluoride varnish applications in nursery and school settings – Scotland, 2023/2024 shows distribution of FVAs by setting (nursery and school) and national SIMD applied in 2023/24 academic (Childsmile Nursery and School) year.
 Across the settings, 78,348 FVAs were applied to SIMD 1 children; 45,653 FVAs to SIMD 2 children; 27,692 to SIMD 3; 24,461 SIMD 4; and 9,964 FVAs were applied to SIMD 5 children. In total, 187,927 FVAs were applied in Nursery and School settings combined (including 1,809 FVAs to children with unknown SIMD).
- 2) *Detailed *Childsmile* Practice FVA data not available after 01 November 2023.
- 3) SIMD 2020v2 (national) was used for Nursery and School and Practice.

Childsmile workforce

Please refer to Appendix 1 for definitions of terms used throughout this report.

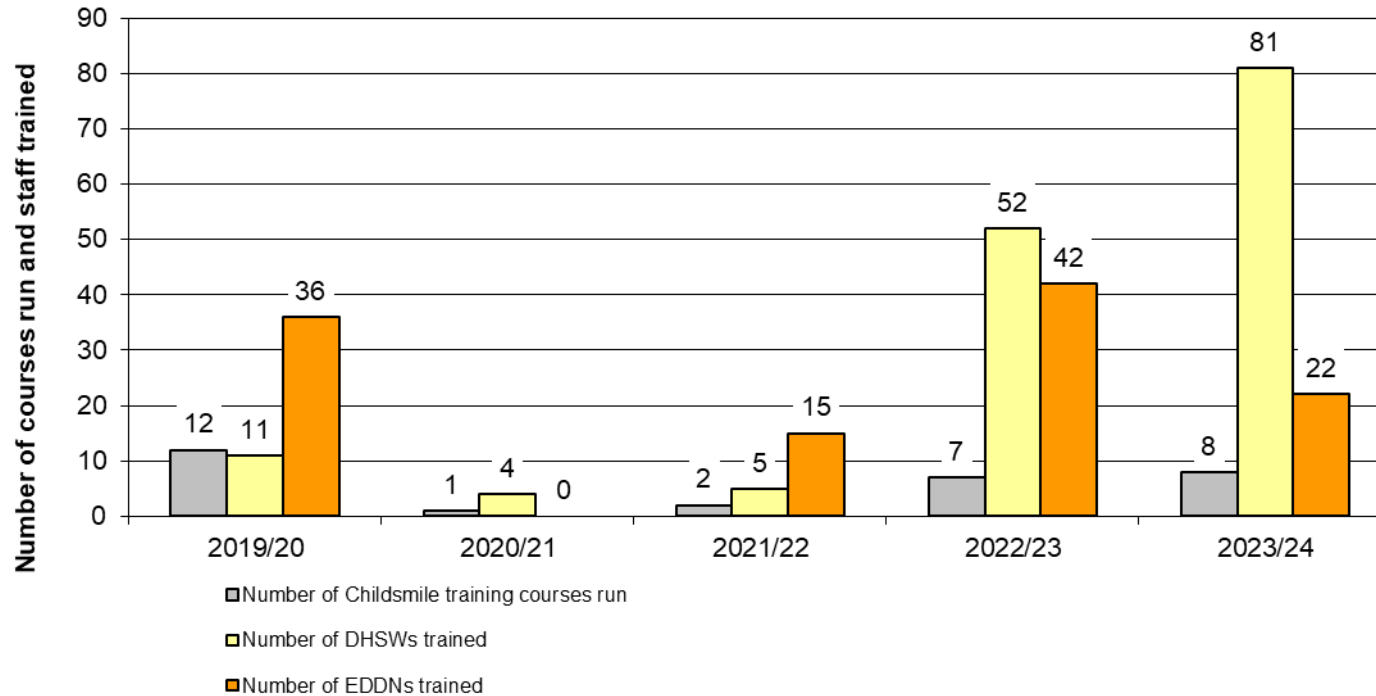


Figure 23: NES Childsmile training courses and staff trained – Scotland, 2019/20-2023/24 financial years.

DHSW – Dental Health Support Worker, EDDN – Extended Duty Dental Nurse.

NOTE:

- 1) NES: NES Childsmile training courses and staff trained – Scotland, 2019/20-2023/24 financial years presents data on the number of *Childsmile* training courses run and staff trained. The data are provided by NHS Education for Scotland (NES).
- 2) From January 2021, NES *Childsmile* training courses are now being provided online.

Appendix 1: Definitions

The tables below give definitions for terms used throughout the *Childsmile* National Headline Data Report.

Childsmile Core

Term	Definition
<i>Childsmile Core</i>	<i>Childsmile Core</i> is a Scotland-wide initiative to help improve the health of children's teeth, through the distribution of free dental packs (containing a toothbrush, tube of 1450ppm fluoride toothpaste and an information leaflet) and supervised toothbrushing programmes in all nurseries, and Primary 1 and Primary 2 classes in priority schools. Over and above this, NHS Boards may deliver toothbrushing to older children in primary schools or include non-priority schools into their toothbrushing programmes.
Establishments participating in the toothbrushing programme (pre-school establishments or primary schools)	Establishments participating in the toothbrushing programme (<i>Childsmile Core</i>) are those establishments (pre-school establishments or primary schools) that had at least one toothbrushing monitoring contact recorded on the <i>Childsmile@HIC</i> system within the reporting period.
SIMD	The Scottish Index of Multiple Deprivation – The measure of deprivation used throughout this report is the population-weighted Scottish Index of Multiple Deprivation (SIMD). The Index considers 32 indicators to provide a relative measure of deprivation. The index is presented by SIMD quintile (a quintile describes a fifth of the population) with SIMD 1 being the most deprived quintile and SIMD 5 being the least deprived quintile. Health Board (local) SIMD is used for <i>Childsmile Core</i> as NHS Boards utilise the local SIMD index for targeting within this part of the programme.
Total number of pre-school educational establishments	The total numbers of pre-school educational establishments as at July 2024 were provided by the <i>Childsmile</i> teams in NHS Boards.
Total number of Local Authority primary schools	The list of schools as per ScoGov-t school census can be downloaded from the Scottish Government website: https://www.gov.scot/publications/school-contact-details/ (Populations as at 31 st July 2024)

Childsmile Nursery & School

Term	Definition
<i>Childsmile</i> Nursery & <i>Childsmile</i> School	<i>Childsmile</i> Nursery and <i>Childsmile</i> School provide clinical prevention programmes offering twice-yearly fluoride varnishing (in nursery / primary school settings), through community and primary care dental services, for children attending priority nurseries and primary schools.
Children with consents	Children with consents are all children whose parents / guardians have completed, signed and returned a positive consent form (i.e., children with validated consents, with invalid consents and with consents awaiting validation by a dentist).
Children with validated consents	Children with validated consents are children who have been consented by their parents / guardians and whose consents were validated for fluoride varnish application by a dentist (dentists may not validate consents of children who were hospitalised due to asthma or allergies – this is at the dentist’s discretion).
Participating establishments (nurseries and schools)	Participating establishments (nurseries and schools) are those establishments with at least one <i>Childsmile</i> Nursery or School fluoride varnish application session during the reporting period.
SIMD	<p>The Scottish Index of Multiple Deprivation – The measure of deprivation used is the 2020v2 population-weighted Scottish Index of Multiple Deprivation (SIMD). The Index considers 32 indicators to provide a relative measure of deprivation. The index is presented by SIMD quintile (a quintile describes a fifth of the population) with SIMD 1 being the most deprived quintile and SIMD 5 being the least deprived quintile.</p> <p>Health Board (local) SIMD is used for <i>Childsmile</i> Nursery and School as NHS Boards utilise the local SIMD index for targeting within this part of the programme.</p>
Targeted children in participating nurseries / schools	<p>The number of targeted children in participating nurseries and schools is derived from the <i>Childsmile</i>@HIC system class lists.</p> <p>The number of targeted children in schools relates to the children in the primary year classes reached by the <i>Childsmile</i> teams in participating schools, e.g. <i>Childsmile</i> teams may have reached up to Primary 5 classes and children in primaries 1, 2, 3, 4 and 5 will be included in the figures.</p>
Total number of children (of nursery age, P1-P2 and P1-P4 age) in population	<p>The population baselines in this report are based on Small Area Population Estimates as at 30 June within each reporting year, e.g. the 2021/22 data is based on Small Area Population Estimates as at 30th June 2021. The Scottish National Census was delayed from 2021 to 2022, and the first release of census data was published in September 2023. This meant that publication of Small Area Population Estimates was also delayed. Mid-year Population estimates for Mid-2023 were produced in October 2024 and Small Area Population estimates for Mid-2022 in November 2024. The population estimates are provided by the National Records of Scotland (NRS; http://www.nrscotland.gov.uk). Population estimates can be found online at: https://www.opendata.nhs.scot/dataset/population-estimates.</p> <p>In this report the total nursery age (3- and 4-year-olds) and cumulative P1-P2 and P1-P4 age populations are used. We also report on populations for age groups: zero to two-years; three to five-years; six to 12-years; and 13 to 17-years.</p>
Unknown SIMD	If a postcode is missing from a child’s record or is incorrect, the record cannot be assigned to a SIMD quintile, Children with incorrect/missing postcodes are reported under the “Unknown SIMD” sections of the relevant graphs.

Childsmile Practice

Term	Definition
<i>Childsmile Practice</i>	The <i>Childsmile Practice</i> programme is a universally accessible child-centred NHS dental service. As part of the <i>Childsmile Practice</i> pathway the programme is introduced to the family by the health visitor who will refer them straight to a dental practice or to a dental health support worker (DHSW). DHSWs will give additional oral health support to children and families most in need and make a first appointment for the child with a local <i>Childsmile</i> dental service, where a programme of <i>Childsmile</i> care, tailored to meet the needs of the individual child, will be provided by the dental team.
Children receiving dietary advice and toothbrushing instruction	Children receiving dietary advice and toothbrushing instruction are those children who received at least one dietary advice and toothbrushing instruction from a dentist or dental care professional within the reporting period. Numbers are reported separately for zero to two-years, three to five-years, six to 12-years, and 13-17-years age groups.
Children referred to DHSW (as recorded on HIC by DHSWs)	Children referred to DHSW by a health visitor, clinic (e.g., recruitment at a weaning fayre or mother & toddler group), dentist, by the NHS 24 service, via self-referral or other route (e.g. or a promotional event), as recorded by <i>Childsmile</i> staff on the HIC system.
Children registered with an NHS dentist	Data on total numbers of children registered with an NHS dentist were supplied by Public Health Scotland in October 2023.
Children registered / will register with own dentist	Children registered/will register with own dentist are children contacted by a DHSW whose parents/guardians advised that the child was registered/would register with own dentist (i.e., self-reported data). These children did not have a dental appointment arranged by a DHSW.
Children successfully contacted by DHSW	Children successfully contacted by DHSW are all children/families contacted by DHSW via a home visit, clinic, a telephone call or by other means (e.g., a promotional event), and for whom an "Appointment Kept" or "Declined on the day – Refused <i>Childsmile</i> " result was recorded.
Children with a <i>Childsmile</i> dental appointment arranged	Children with a <i>Childsmile</i> dental appointment arranged are those children whose families were contacted by a DHSW and who were assisted in booking an appointment at a dental practice delivering <i>Childsmile</i> .
Children with <i>at least one</i> fluoride varnish application (FVA)	Children with at least one FVA (made by a dentist or dental care professional) are those 2-5-years-old children (inclusive) who received an FVA from a dentist or dental care professional, within the reporting period.
Children with one FVA only	Children with one FVA only (made by a dentist or dental care professional) are those 2-5-years-old (inclusive) who had received one FVA within the reporting period and who had not received any more FVAs in the 12 months prior to that application.
Children with <i>two or more</i> FVAs	Children with two or more FVAs (made by a dentist or dental care professional) are those 2-5-years-old (inclusive) who had received at least one FVA within the reporting period and who had also received another FVA in the 12 months prior to that application.

Childsmile Practice (continued)

Term	Definition
Dietary advice	Dietary advice is giving families information on nutrition and drinks (to prevent decay) to foster good oral health behaviour. All contacts within the dental practice offer the opportunity for the whole dental team to inform families of the key oral health messages.
Enhanced preventive advice and treatment (including <i>Childsmile</i>)	Enhanced preventive care, advice, and treatment which must include: oral hygiene instruction; and tooth brushing and interdental cleaning demonstration. It may also include, where appropriate: alcohol and smoking cessation advice; dietary advice; discussion of risk and medical factors including, but not limited to, medication, diabetes and pregnancy; application of fluoride varnish; review of plaque retentive factors; Professional Mechanical Plaque Removal (PMPR) of calculus.
Fluoride varnish application (FVA)	Practices are expected to provide fluoride varnish application to the teeth of all children twice yearly, from the age of 2 (provided an appropriate medical history is available and deemed satisfactory). This is recommended by the Scottish Dental Clinical Effectiveness Programme (SDCEP) Prevention and Management of Dental Caries in Children guidance.
GDS (General Dental Services) dental practices delivering <i>Childsmile</i> interventions	<p>Dental practices delivering <i>Childsmile</i> interventions are those independent contractor GDS practices that have delivered any of the <i>Childsmile</i> interventions (toothbrushing instruction, dietary advice or fluoride varnish application) within the reporting period.</p> <p>ISD are unable to report robust Public Dental Service (PDS) data therefore the total number of PDS practices delivering <i>Childsmile</i> interventions cannot be reported.</p>
Independent contractor GDS (independent contractor General Dental Services)	<p>Independent contractor General Dental Services are independent practices contracted to work on behalf of local NHS Boards.</p> <p>Independent contractor GDS were called non-salaried GDS in previous reports.</p>
PDS (Public Dental Service)	<p>From 1 January 2014, dentists employed by their local NHS Board provide dental care and treatment under what is known as the Public Dental Service (PDS). PDS includes all Scottish salaried dentists (formerly Community Dental Services and Salaried General Dental Services).</p> <p>PDS is a complementary service to general dental practice. In practice this means serving all priority groups, including children or adults who cannot obtain treatment from a general dental practice, people with special needs, patients requiring specialised services including surgical dentistry, paedodontics, and services for anxiety including sedation and general anaesthetics. They also assist with patients who are restricted to their homes or hospitalised.</p>
SIMD	<p>The Scottish Index of Multiple Deprivation – The measure of deprivation used throughout this report is the population-weighted Scottish Index of Multiple Deprivation (SIMD). The Index considers 32 indicators to provide a relative measure of deprivation. The index is presented by SIMD quintile (a quintile describes a fifth of the population) with SIMD 1 being the most deprived quintile and SIMD 5 being the least deprived quintile.</p> <p>SIMD 2012 was used for 2014/15, SIMD 2016 was used for 2015/16–2021/22 data and SIMD 202v2 was used for the 2023/24 data.</p> <p>National SIMD is used for <i>Childsmile</i> Practice as payments are processed for General Dental Practitioners using the national SIMD index.</p>

Childsmile Practice (continued)

Term	Definition
Toothbrushing instruction	Toothbrushing instruction is giving families information on when to brush, types of brush and toothpaste to use, amount of toothpaste to use, methods and demonstrations of brushing, and parents brushing their child's teeth to demonstrate skill acquisition. All contacts within the dental practice offer the opportunity for the whole dental team to inform families of the key oral health messages.
Total number of independent-contractor GDS practices	The total numbers of independent contractor general dental practices as at 15th October 2024 were supplied by PHS Scotland, MIDAS.
Unknown NHS Board	If a postcode is missing from a child's record or is incorrect, the record cannot be assigned to a health board. All children with incorrect/missing postcodes are reported under "Unknown NHS Board" section of the relevant graphs.
Unknown SIMD	If a postcode is missing from a child's record or is incorrect, the record cannot be assigned to a SIMD quintile, Children with incorrect/missing postcodes are reported under the "Unknown SIMD" sections of the relevant graphs.

Childsmile Workforce

Term	Definition
Dental Health Support Workers (DHSW)	Dental Health Support Workers are employed by NHS Boards and are responsible for liaising with families, health visitor teams, nurseries, schools and dental practices with regards to <i>Childsmile</i> .
Extended Duty Dental Nurses (EDDN)	Extended Duty Dental Nurses may be employed by NHS Boards or independent contractors (family dentists) and provide preventive advice and regular Fluoride Varnish applications.

This report was prepared by the Central Evaluation and Research Team (University of Glasgow).

Data supplied by:

Health Informatics Centre, Dental Health Services & Research Unit (University of Dundee).
Public Health Scotland, Dental & Ophthalmic Team.
National Health Service Education for Scotland.
Childsmile coordinators / *Childsmile* teams in NHS Boards.

December 2024



This *Childsmile* National Headline Data Report is licensed under a Creative Commons Attribution-NonCommercial 3.0 Unported License, which permits use, distribution, and reproduction in any medium, provided the original work is properly cited, the use is non-commercial and is otherwise in compliance with the license.

The Legal Code (full license) can be found here: <https://creativecommons.org/licenses/by-nc/3.0/legalcode>

In particular, permission to reproduce this report is granted to NHS Scotland staff.

If you require any further information please contact:

Bill Wright

Childsmile Programme Manager (Monitoring)

Tel No: 0141 211 9208

E-mail: william.wright@glasgow.ac.uk